

**Review Article**

# A Review on Waste Management Options to Lessen Greenhouse Gas Emissions from Paper

Avijit Mallik<sup>1</sup>, Mohammad Arman Arefin<sup>1</sup>, Sabbir Ahmad<sup>2</sup><sup>1</sup>Department of Mechanical Engineering, Rajshahi University of Engineering & Technology, Rajshahi, Bangladesh<sup>2</sup>Department of Computer Science & Engineering, Rajshahi University of Engineering & Technology, Rajshahi, Bangladesh**Email address:**

avijitme13@gmail.com (A. Mallik), dipto70@yahoo.com (M. A. Arefin), contact.jim13@gmail.com (S. Ahmad)

**To cite this article:**Avijit Mallik, Mohammad Arman Arefin, Sabbir Ahmad. A Review on Waste Management Options to Lessen Greenhouse Gas Emissions from Paper. *American Journal of Applied Scientific Research*. Vol. 3, No. 2, 2017, pp. 7-13. doi: 10.11648/j.ajars.20170302.11**Received:** August 10, 2017; **Accepted:** September 4, 2017; **Published:** October 17, 2017

---

**Abstract:** This study hired a spreadsheet model to simulate the greenhouse gas emissions (GGEs) from the newspaper production and intake system. The GGEs made by newspaper in Australia during 1994/95 were equal to about 13.5Mt of CO<sub>2</sub>, related to almost 2.5% of Australia's emission total. Over fifty percent of the amount contains CH<sub>4</sub> emissions from landfilled waste material paper. Misuse management options effective in minimizing GGE emissions from the newspaper life-cycle include incineration with energy restoration (most reliable), newspaper recycling, landfill gas restoration and composting. These studies can be expanded to other wood-based and organic and natural wastes.

**Keywords:** Nursery Impact, Environmental Impact Assessment, Methane, Carbon-Dioxide

---

## 1. Introduction

The improved nursery impact is probably going to support the world's normal temperature by 1.5 to 4.5°C amid the following century, prompting changed territorial atmospheres, expanded worldwide precipitation and an ascent in ocean levels of up to 50cm. Australia's ozone depleting substance emanations (GGEs) are generally because of non-renewable energy source utilize and arrive clearing however around 3% can be straightforwardly ascribed to rot of natural material in landfills [16]. In spite of expanding reusing, paper makes up a huge extent of Australian metropolitan waste, involving about 10% of the aggregate and 30% of the natural part [20, 25 and 27].

This paper depicts an existence cycle investigation of the nursery effect of paper [18] and surveys the impacts of different waste administration choices. A spreadsheet display recreated the GGEs from the paper creation and utilization framework utilizing an extensive variety of information on data sources and yields, physical and compound procedures and material mass streams. Two examinations were embraced:

- I. Total GGEs related with the paper life-cycle in Australia amid 1994/95 and

- II. Cradle-to-grave' GGEs from one ton of paper under a scope of situations.

## 2. The Examination Structure

GGEs from the paper framework are of two particular birthplaces:

- 1) Fossil fuel use amid reaping, producing, transport and so forth; and
- 2) Uptake and discharge of carbon-bearing gasses amid development and rot of natural material utilized as a part of paper creation (the natural material cycle).

The major GGE of petroleum derivative utilize is carbon dioxide (CO<sub>2</sub>) radiated generally as a result of the vitality gathering process. Best accessible point information was utilized with no estimation of instability.

Surveying the GGEs from the natural material cycle required development of a carbon adjust for the paper life-cycle in which rot emanations were weighed against CO<sub>2</sub> take-up by the plants utilized as a part of the generation framework. Information is insufficient, and some expansive presumptions were essential [18] including:

- 1) Soil carbon was in balance all through the generation

framework.

- 2) Five percent of devoured paper entered net stockpiling.
- 3) Energy recuperated from landfill gas and cremation of waste paper was traded from the framework, balancing some GGEs from the utilization of ordinary energizes.
- 4) (Relevant to Examination 1) Logging for local mash creation happened at the maintainable yield however hardwood ranches were unlogged so their development spoke to a net take-up of carbon. The fare woodchip industry was barred.

The suspicions and basis identifying with squander forms are depicted underneath. The issue of concern is the destiny of the carbon in paper.

Rot in civil landfills takes after an anticipated grouping in which vigorous procedures delivering CO<sub>2</sub> are prevailing by anaerobic procedures creating a high extent of methane (CH<sub>4</sub>), a powerful ozone depleting substance. The rate of movement is very factor and is basically subject to the measure of dampness. Most natural carbon departing a landfill does as such as CO<sub>2</sub> or CH<sub>4</sub>; a minor extent filters out in arrangement and the rest winds up plainly fused in hemic materials and microorganism cells in the landfill [3, 23 and 30].

Three inquiries are appropriate:

- (a) What is the normal rot rate for paper in landfills? (This is applicable just in Investigation 1 - the situations of Examination 2 expect creation at a steady rate and a framework in balance.)
- (b) What is the normal extent of natural carbon in paper that is gasified amid rot?
- (c) What are the normal extents of CO<sub>2</sub> and of CH<sub>4</sub> framed from the gasified carbon?

(a) Paper shows "a high level of biodegradability in a microbial dynamic condition" and huge decay can happen in a matter of weeks [1-3, 21 and 29]. The real constituents,

cellulose and hemicellulose, are promptly separated when conditions are appropriate [1, 32]. Disintegration is by and large slower in paper that is gotten from mechanical mash [20, 21 and 10], which contains a high extent of lignin - a "characteristic plastic" which is "gradually utilized by microorganisms in air" however is "organically dormant without sub-atomic oxygen" [28, 32]. The "normal" rot time of paper in landfills evaluated in different examinations is appeared in Table 1.

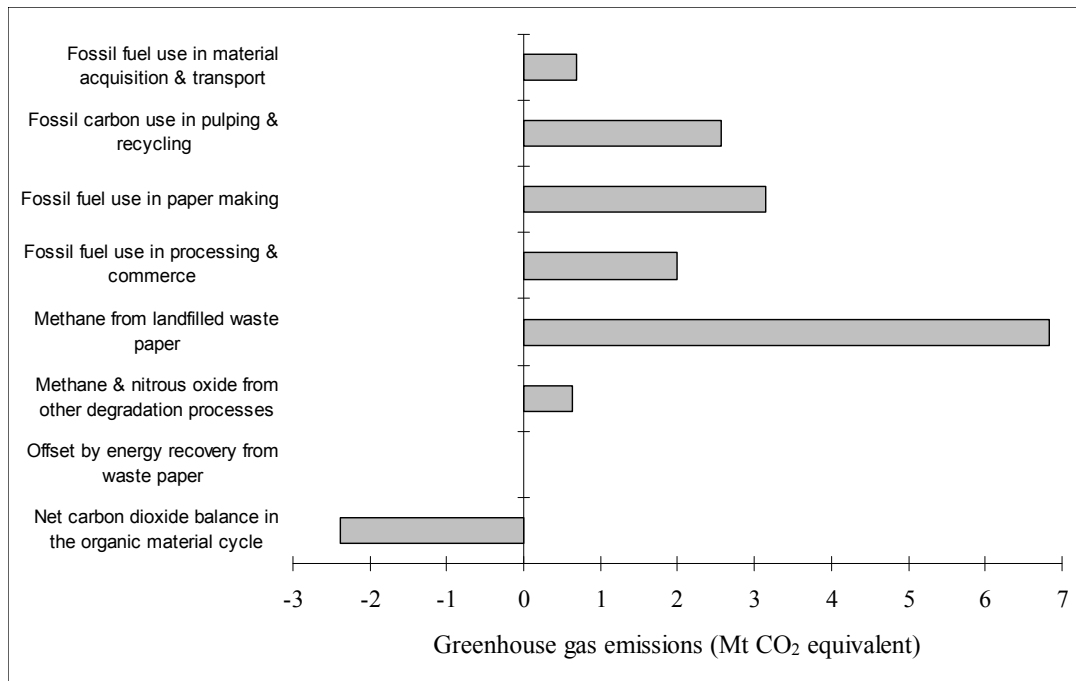
For Examination 1, squander paper corruption was expected to take after a rearranged exponential rot bend with a half-existence of five years. Albeit some paper may survive over 20 years, especially in the event that it is lignin-rich, the extent was thought to be insignificant.

(b) The extent of biodegradable carbon gasified amid rot is temperature dependent. In light of watched mass adjusts and gas generation rates in landfills and research center trials, and an expected normal temperature in the anaerobic zone of landfills of 35°C, the measure of carbon thought to be gasified was 77% [4, 16 and 17].

(c) In connection to the last inquiry it was accepted that paper rots comparatively to other natural material, delivering CH<sub>4</sub> to CO<sub>2</sub> in the extent 1:1 [17].

**Table 1.** [2, 4, 6, 8, 16 and 17] Typical Decay Times For Land-filled Paper (Estimated).

Source	Assumed Decay Time of Paper
NGGIC (1994)	1 year
Diaz (pers. Comm.)	30 years maximum (chemically processed paper)
Grierson et al. (1991:24)	1-5 years
Bingemer and Crutzen (1987)	5-20 years
Barson and Gifford (1989:438)	Exponential decay functioning half-life of one year



**Figure 1.** GGEs from the paper life cycle, Australia 1994-95 (By emission category) [12-18; 1-3].

### 3. Examination 1 Results: Australian Ozone Harming Substance Emanations from Paper, 1994/95

The GGEs produced by paper in Australia amid 1994/95 were computed at around 13.5Mt of CO<sub>2</sub> identical - very nearly 2.5% of Australia's GGEs in that year. CH<sub>4</sub> spoke to 59% of the aggregate net emanations and the rest was all CO<sub>2</sub>.

The GGEs were isolated into eight emanation classifications as appeared in Figure 1. GGEs from fossil carbon were overwhelmed by the assembling stage, with pulping, reusing and paper making summing to 42% of the aggregate. The joined impact of handling, trade, material procurement and transport was a further 20%. The biggest classification was CH<sub>4</sub> discharges from landfilled paper which offered ascend to more than half of the net emanations. This is around 6% of the CH<sub>4</sub> transmitted in Australia amid 1994/95 [17].

### 4. Examination 2 Results: Outflows from a Huge Amount of Paper in a Scope of Scenarios

This investigation demonstrated GGEs from the life-cycle of a huge amount of paper under a scope of conditions keeping in mind the end goal to analyze the impacts of various waste

administration choices [18, 31]. Three choices were mimicked:

- (a) Paper reusing;
- (b) Waste paper burning with vitality recuperation; and
- (c) Various assistants to paper reusing.

In all cases logging was accepted to happen at the practical yield.

Figure 2 shows the impact of choice (a). GGEs tumble from 7.0t of CO<sub>2</sub> identical with no reusing to 4.6t with 60% reusing. Figure 3 gives GGEs in the 8 emanation classifications utilized previously. This demonstrates higher reusing rates cause changes in five of the classifications yet by a wide margin the most noteworthy impact is a vast abatement in CH<sub>4</sub> outflows from landfills because of a lower contribution of paper.

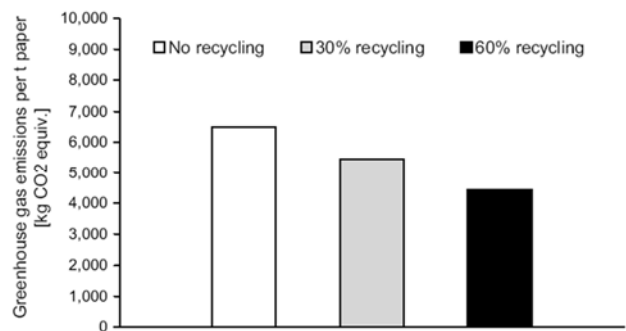


Figure 2. Total life cycle of GGEs (different recycling rates).

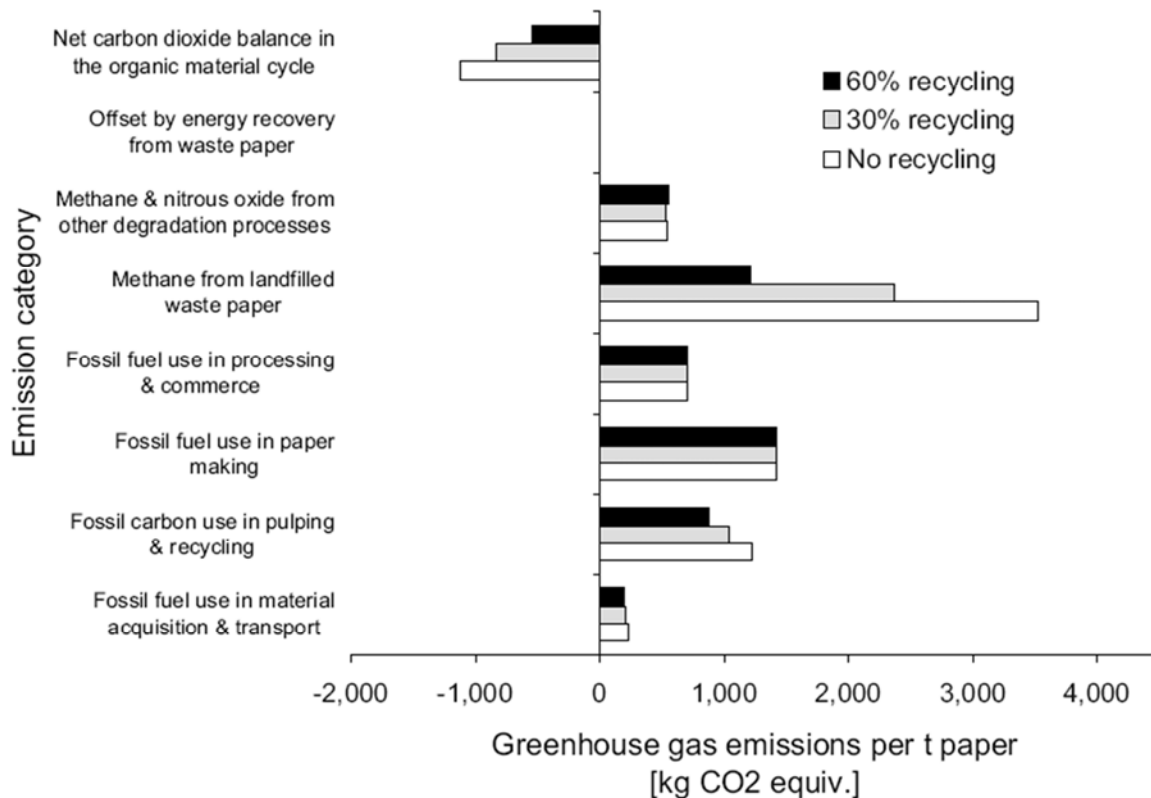


Figure 3. Total life cycle of GGEs (different recycling rates), by emission category.

In alternative (b) a similar waste paper recuperation rates as above are demonstrated, yet this time the waste is burned to deliver power. The fall in GGEs with recuperation, appeared in Figure 4, is more keen than with reusing, demonstrating that

this approach is more compelling for GGE decrease. The real contrast is an expansive pick up from utilizing the recouped vitality to balance GGEs from non-renewable energy source use, as appeared in Figure 5.

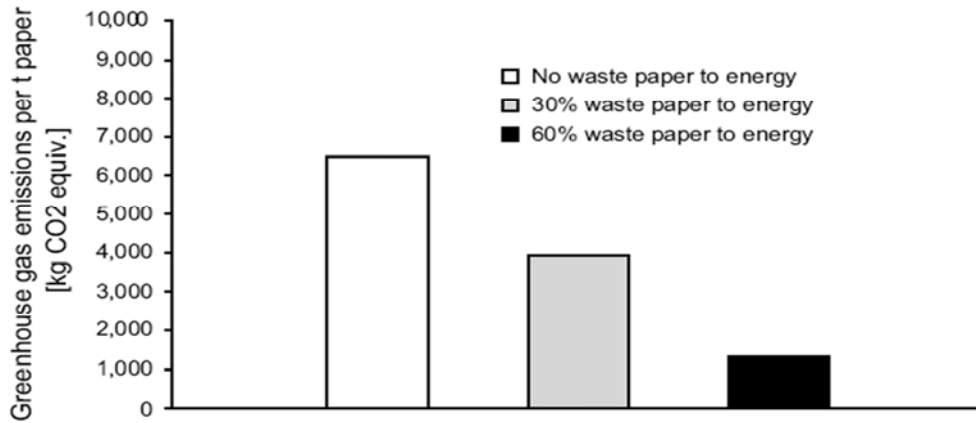


Figure 4. Total life-cycle GGEs at different rates of waste paper incineration with energy recovery.

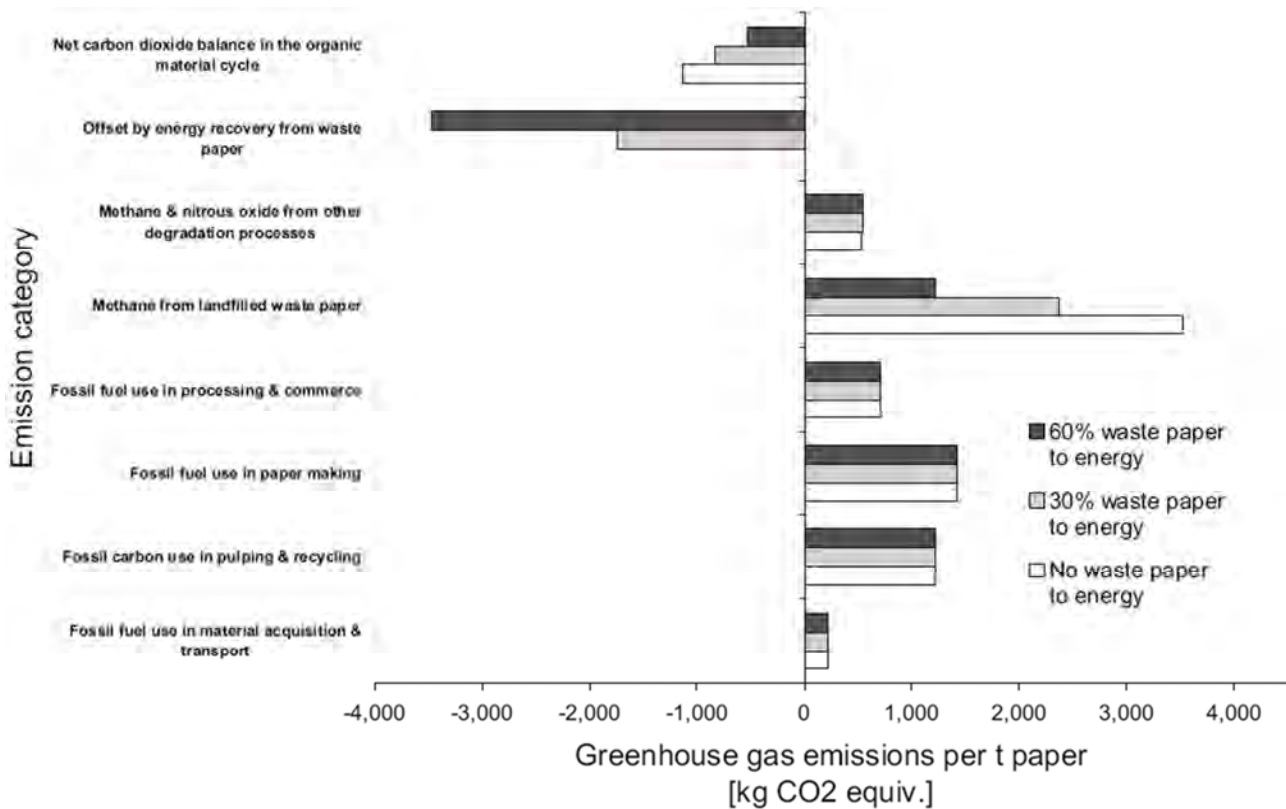


Figure 5. Life-cycle GGEs at different rates of waste paper incineration with energy recovery (by emission category).

Choice (c) investigates post-buyer administration further, looking at the impact of three waste medicines as extras to a half reusing rate. From left to right, Figure 6 demonstrates the impact of:

- 1) 50% reusing and no extra waste treatment (this approximates the GGEs from a regular Australian-expanded ton of paper under current conditions, assessed at 5.0t of CO<sub>2</sub> proportionate);
- 2) 50% reusing and recuperation of 30% of CH<sub>4</sub> produced

- from landfilled paper for creating power;
- 3) 50% reusing and 25% treating the soil of waste paper; and
- 4) 50% reusing and 25% burning with vitality recuperated for power generation.
- 5) Once more, burning produces the greatest decreases because of its effective vitality recuperation, yet landfill gas recuperation and treating the soil are likewise advantageous.

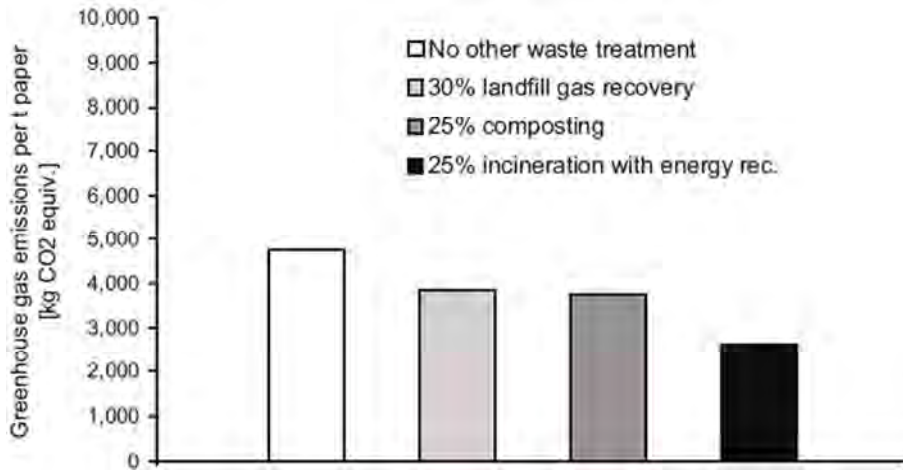


Figure 6. Total life-cycle GGEs for various adjuncts to 50% recycling. [7: 9 and 20-24].

### 5. The Importance of Arranging Skyline in GGE Appraisal

Examination of the warming impact of various nursery gasses utilizes the unit ‘A dangerous atmospheric deviation Potential’ (GWP), characterized as the level of warming caused by unit mass of gas in respect to CO<sub>2</sub> from the beginning of the evaluation time frame to some chose arranging skyline. A time span must be determined on the grounds that each gas has an alternate environmental residency period.

CH<sub>4</sub> has a solid nursery warming impact yet a generally short environmental residency time, and thus its GWP falls pointedly from 56 more than 20 years to just 6.5 more than 500 years [11, 30]. Most GGE appraisals (counting this work) utilize a halfway 100 year arranging skyline over which CH<sub>4</sub> has a GWP of 21.

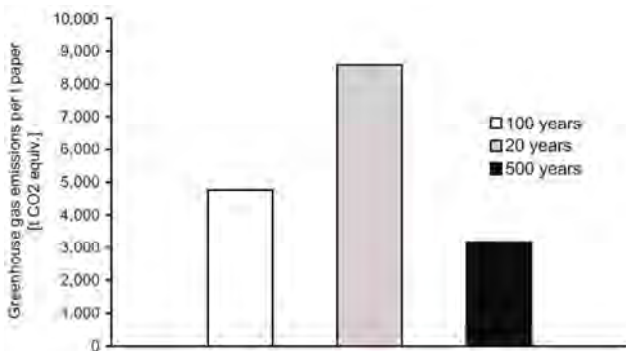


Figure 7. Total life-cycle GGEs assessed over different time scales. [19; 22 and 26].

Figure 7 outlines the impact of changing the arranging skyline in surveying the GGEs from a regular ton of paper under current conditions. The 5.0t of GGEs in a 100 year arranging skyline appeared in the primary section, ends up plainly 8.9t more than 20 years and 3.3t more than 500 years. This does not infer that the genuine warming impact diminishes

with evaluation time, but instead that the mass of CO<sub>2</sub> required to deliver a warming impact proportional to that of the gasses really produced decreases with time, following the GWP of CH<sub>4</sub>. The outcome of this changeability is that CH<sub>4</sub> from landfills overwhelms GGEs over the here and now and fossil carbon use in assembling forms commands over the long haul.

### 6. Discussion

Impediments in the information mean the outcomes are characteristic as opposed to exact. The most basic vulnerability identifies with the destiny of organics in landfills. The information was gotten from rather inadequate landfill writing which is debated by a few. The archeologists Rathje and Murphy (1992), for instance, deny that fast biodegradation in landfills is the standard [19], and mash and paper industry scientists Gilbreath (1991) and Stott (1991) reason that paper in numerous landfills will emanate practically no ozone harming substance. [7, 22] Yovo et al. 2016; discusses about biological compound factors of waste water treatment, which is very important on removing solid waste from paper. [30]

These discoveries imply the 'dry tomb' administration approach which intends to seal landfills from water entrance to limit biodegradation. This approach is progressively viewed as imperfect since regulation will undoubtedly in the end come up short, allowing biodegradation to start [9, 13 and 14]. Nonetheless, the dry tomb approach will defer biodegradation and the emanation of nursery gasses. Interestingly, the "bioreactor" landfill plan - which means to accelerate rot procedures to accomplish fast adjustment [26, 27 and 30] - will quicken GGE generation and focus the nursery affect closer to the present.

The consequences of the investigations show the essentialness of landfills as wellsprings of GGEs from paper and the significance of post-purchaser squander administration in controlling these emanations. The mash and paper industry's principle GGE reduction endeavors have concentrated on generation forms [12] yet enhancements in

reusing rates as of late have most likely given more prominent advantages, fundamentally through coordinating waste paper far from landfills.

Table 2 records a portion of the waste administration choices for lessening GGEs from paper together with an appraisal of their potential viability, the time period over which they convey benefits (reliant on whether they influence CH<sub>4</sub> or CO<sub>2</sub> emanations) and the pertinent administration

associations.

The most encouraging choice is cremation of waste paper for vitality recuperation set up of petroleum derivatives. Both CO<sub>2</sub> and CH<sub>4</sub> emanations are lessened, giving both long and here and now benefits. Burning of civil waste with vitality recuperation is drilled generally abroad yet has not been received in Australia; incompletely in view of group expect that incinerator outflows may represent a wellbeing hazard [24, 29].

**Table 2.** Waste management options for greenhouse gas emission abatement in the paper life-cycle.

Waste management option	Potential for reducing GGEs	Time frame over which benefit occurs*	Management organisation(s)
Increase recycling	High	Short-term	Gov't, pulp & paper industry
Incinerate waste paper with energy recovery	Very high	Short & long-term	Gov't, energy industry
Recover more landfill gas	High	Short & long-term	Gov't, energy industry
Compost waste paper	High	Short-term	Gov't, particularly local

\* Short-term = years or decades; long-term = centuries

Reusing is likewise useful, giving generally here and now picks up from relocation of CH<sub>4</sub> emanations. It is especially imperative as the main current huge scale other option to landfilling.

Landfill gas vitality recuperation is currently happening at various Australian landfills however the recuperation rate is still little in connection to the amount of gas transmitted. Th handle is most likely less expensive and less politically disputable than burning however has less potential nursery advantage.

Where reusing is uneconomic, treating the soil is maybe the least expensive post-buyer administration contrasting option to landfills. Its nursery advantage gets from constraining CH<sub>4</sub> creation and holding carbon as natural issue.

## 7. Conclusion

This examination gives direction to the mash and paper industry and to government in connection to ozone depleting substance reduction techniques. The standard of Expanded Maker Duty would advocate a mash and paper industry part in fitting administration of waste paper.

The discoveries can be reached out to other wood-based items and the natural squanders which all in all frame over a large portion of Australia's metropolitan waste stream [4, 5, 9 and 20]. A solid general ion can be made for fertilizing the soil, landfill gas recuperation and, particularly, cremation with vitality recuperation in view of the diminished GGEs managed.

## References

[1] Barlaz, Morton A., Robert K. Ham, and Daniel M. Schaefer. "Mass-balance analysis of anaerobically decomposed refuse." *Journal of Environmental Engineering* 115.6 (1989): 1088-1102.

[2] Barson, Michele M., and Roger M. Gifford. "Carbon dioxide sinks: the potential role of tree planting in Australia." *Greenhouse and energy* (1990): 433-443.

[3] Bingemer, He G., and Paul J. Crutzen. "The production of methane from solid wastes." *Journal of Geophysical Research: Atmospheres* 92. D2 (1987): 2181-2187.

[4] Bullock, Peter. *Energy from municipal solid waste*. Australian Government Publishing Service, 1994.

[5] Christensen, Thomas H., and Peter Kjeldsen. "Basic biochemical processes in landfills." *IN: Sanitary Landfilling: Process, Technology, and Environmental Impact*. Academic Press, New York. 1989. p 29-49, 9 fig, 3 tab, 34 ref.(1989).

[6] Davis, Georgina, Paul Phillips, and Thomas Coskeran. "Driving Commercial and Industrial Waste Reduction in Queensland, Australia-The Potential Application of A Uk Waste Minimisation Club Model." *The Journal of Solid Waste Technology and Management* 35.1 (2009): 51-63.

[7] Gilbreath, K. R. "Solid waste and global warming impacts of recycled fibre." *Conference Proceedings 'Focus*. Vol. 95. 1991.

[8] Grierson, Pauline F., Mark Andrew Adams, and Peter Muecke Attiwill. *Carbon storage in soil and in forest products*. School of Botany, University of Melbourne, 1991.

[9] Grimble, Robin, and Kate Wellard. "Stakeholder methodologies in natural resource management: a review of principles, contexts, experiences and opportunities." *Agricultural systems* 55.2 (1997): 173-193.

[10] Hagen, Carol A., et al. "Graffiti on the great plains: A social reaction to the Red River Valley flood of 1997." *Applied Behavioral Science Review* 7.2 (1999): 145-158.

[11] Ham, R. K., P. R. Fritschel, and M. Norman. "Refuse decomposition at a large landfill." *Proceedings Sardinia*. Vol. 93. 1993.

[12] Hamilton, Clive, and Lins Vellen. "Land-use change in Australia and the Kyoto Protocol." *Environmental Science & Policy* 2.2 (1999): 145-152.

[13] Houghton, John T., ed. *Climate change 1995: The science of climate change: contribution of working group I to the second assessment report of the Intergovernmental Panel on Climate Change*. Vol. 2. Cambridge University Press, 1996.

[14] Jones, B. R. "The future of recycling wastepaper in Australia Feconomic and environmental implications." *Proceedings of 'Outlook 95' Conference, Canberra. ABARE, Canberra*. 1995.

- [15] Lee, G. Fred, and Anne Jones-Lee. *Landfills and Groundwater Pollution Issues: "dry Tomb" Vs Wet-cell Landfills*. Eigenverlag, 1993.
- [16] Lenzen, Manfred, and Shauna A. Murray. "A modified ecological footprint method and its application to Australia." *Ecological economics* 37.2 (2001): 229-255.
- [17] Muntoni, A., M. G. Manca, and M. Demuro. "An integrated model for the prediction of landfill emissions." *Sardinia 95, Proceedings of the Fifth International Landfill Symposium*. 1995.
- [18] Opaluch, James J., and Marisa J. Mazzotta. "Fundamental issues in benefit transfer and natural resource damage assessment." *Benefit transfer: procedures, problems and research needs. Workshop proceedings, AERE, Snowbird, UT, June*. 1992.
- [19] Pickin, J. G., and S. T. S. Yuen. "Waste management options to reduce greenhouse gas emissions from paper." *2nd International Conference on Environmental Management, Wollongong, Australia*. 1998.
- [20] Pickin, J. G., and S. T. S. Yuen. "Waste management options to reduce greenhouse gas emissions from paper." *2nd International Conference on Environmental Management, Wollongong, Australia*. 1998.
- [21] Pickin, J. G., and S. T. S. Yuen. "Waste management options to reduce greenhouse gas emissions from paper." *2nd International Conference on Environmental Management, Wollongong, Australia*. 1998.
- [22] Pickin, J. G., S. T. S. Yuen, and H. Hennings. "Waste management options to reduce greenhouse gas emissions from paper in Australia." *Atmospheric Environment* 36.4 (2002): 741-752.
- [23] Stott, R. "The paper industry and the greenhouse effect." *Proceedings of the 45th Annual General Conference of Appita (Australia and New Zealand Pulp and Paper Industry Technical Association)*. 1991.
- [24] Van der Broek, B., and Arek Sinanian. "Landfill gas management." *Greenhouse and Energy*. 1990.
- [25] Winder, Christopher. *Health Effects of Emissions from Municipal Solid Waste Incinerators*. Aus Tox CCS, 1993.
- [26] Yuen, S. T. S., et al. "A Study Into The Indirect Moisture Measurement of Municipal Solid Waste (Centre for Environmental Applied Hydrology Report)." *University of Melbourne* (1996).
- [27] Yuen, S. T. S., J. R. Styles, and T. A. McMahon. "Process-based landfills achieved by leachate recirculation—A critical review and summary." *Centre for Environmental Applied Hydrology Report, University of Melbourne* (1994).
- [28] Zeikus, J. G. "Fate of lignin and related aromatic substrates in anaerobic environments." (1980).
- [29] Bhagawan, D., et al. "Treatment of Hazardous Solid Waste Using Solidification and Stabilization Technique." *American Journal of Environmental Protection* 6.4 (2017): 94.
- [30] Yovo, Franck, et al. "Treatment Performance of an Autonomous Gray Water Treatment System (SAUTEG) with the Macrophytes *Thalia geniculata*." *American Journal of Environmental Protection* 5.6 (2016): 187-198.
- [31] Asmamaw, Mengistu, Argaw Ambellu, and Seid Tiku. "Resilience of Ecosystems to climate change." *American Journal of Environmental Protection* 4.6 (2015): 325-333.
- [32] Alam, Mohammad Shafiqul, Rexona Khanom, and Mohammad Arifur Rahman. "Removal of congo red dye from industrial wastewater by untreated sawdust." *American Journal of Environmental Protection* 4.5 (2015): 207-213.