

---

# Short Communication: Requiring Reverse Osmosis Membranes Modifications – An Overview

Djamel Ghernaout<sup>1, 2, \*</sup>, Abd El-Aziz El-Wakil<sup>1</sup>

<sup>1</sup>Department of Chemical Engineering, College of Engineering, University of Hail, Ha'il, Saudi Arabia

<sup>2</sup>Department of Chemical Engineering, College of Engineering, University of Blida, Blida, Algeria

## Email address:

djamel\_andalus@hotmail.com (D. Ghernaout)

\*Corresponding author

## To cite this article:

Djamel Ghernaout, Abd El-Aziz El-Wakil. Short Communication: Requiring Reverse Osmosis Membranes Modifications – An Overview.

*American Journal of Chemical Engineering*. Vol. 5, No. 4, 2017, pp. 81-88. doi: 10.11648/j.ajche.20170504.15

**Received:** June 18, 2017; **Accepted:** June 27, 2017; **Published:** July 31, 2017

---

**Abstract:** Do really reverse osmosis (RO) membranes need modification to cover their disadvantages or enhance their efficiency? Are there any defects in RO membranes manufacturing that require modification? These questions are discussed here in this short review. Through the world, there are thousands of patents, publications, and PhD theses dealing with surface modification and grafting of RO membranes. This growing phenomenon should attract the attention of the scientific community for technologic and economic reasons. Due to the increasing water pollution levels, which overpassed the RO membranes capacities, there is an urgent need to manufacture RO membranes, with multidisciplinary characteristics and high performance regarding both salts removal and fouling resistance, before sending them to the market and avoiding to think to their following modification.

**Keywords:** Reverse Osmosis (RO), Membrane Modification, Desalination, Water/Wastewater Treatment, Membrane Fouling

---

## 1. Introduction

Over the decades since the population and pollution are growing, it is going harder to satisfy humankind water supplies [1-4]. In many continents most of the fresh water flows into the sea with very little drinkable water remaining [5]. Transportation of water from one point to another is also not a very practical solution. Oceans constitute 97% of water on earth which is undrinkable [6]. The surface water and water melted from glaciers are the two main sources of potable water, which constitute less than 0.4% of total water [4, 7-10].

Several processes have been employed to increase the potable water supply [11-13]. Wastewater treatment has been accorded a good part of significance since it will not only help us enhance our water supply but also avoid more water contamination. Treated wastewater can be employed in irrigation, as a potable water source and in several industries for producing and other similar objectives. Brackish water which is not as contaminated as seawater can also be treated by this method. It is therefore vital to recycle undrinkable water (such as saline water and wastewater) to satisfy its

increasing demand. Nowadays the techniques employed to reclaim wastewater are multistage flash distillation and reverse osmosis (RO) process. The distillation process is frequently used only in regions where energy production is available [4].

RO process has been largely used and continuous actions have been performed to regulate it to be very performant in producing convenient water without overconsuming energy [14-18]. To get familiarized with RO we have to know the basic of osmosis [19, 20]. By osmotic processes we are able to recuperate water from these polluted resources [21, 22]. Osmosis is a natural process which when regulated following its pressure difference characteristic can be employed in different applications [23]. These applications [24-26] comprise desalination, water and wastewater treatment, etc. The different configurations of osmosis are forward osmosis, RO and pressure retarded osmosis [4, 27-30].

Any osmosis process needs a membrane [31-34]. It is any support material capable of separating one substance from another: organic or inorganic, natural or synthetic [32, 35]. In osmosis technique different synthetic polymeric membranes have been examined to separate water from different aqueous

solutions [4, 36-39].

This short review tries to show the increasing interest accorded to surface modification of RO membranes. A long list of pertinent and recent references is examined. A brief definition of RO is given.

## 2. RO

### 2.1. Definition

Osmosis is a natural process in which a solvent (water) travels through a semi-permeable material boundary, i.e. through a membrane from the side with lower solute (frequently salt) concentration to the higher solute concentration [40-42]. Water flows till there is an equilibrium state between the two media [43]. Equilibrium is a situation when the chemical potential, or the gravitational potential, on both media of the solution is identical [44]. The pressure difference between the two media of the membrane is equal to the natural osmotic pressure difference or osmotic gradient of the solution [45]. In desalination process, the salt concentration has to be removed, i.e. water must pass from a medium of high salt concentration to a low salt concentration [46, 47]. To attain this, pressure bigger than the osmotic pressure gradient between the two media is imposed to the salt water [48]. Therefore, water from the solution travels from high concentration of solute (salt) to a low concentration [49]. This process of imposing external hydraulic pressure is called *RO* and is widely employed in desalination, water treatment purposes, etc. [4, 50-53].

Unlike many conventional separation technologies such as distillation or ion exchange, RO set up is simple in design [54, 55]. RO can simultaneously manipulate separation of organic as well as inorganic substances. RO is a pressure-driven technique [3]. Therefore, there is no chemical change or any heat exchange, phase change process [4, 56].

A RO membrane performs as the semi-permeable boundary to flow of solute in the RO process [57, 58]. It permits selective travel of a particular species like water while partially or completely retaining other species (solutes) [59]. RO can separate solute particles as small as 0.1 to 1 nm [4, 60].

### 2.2. RO Membrane Materials

Materials employed to produce RO membranes are function of the type of application for which it will be employed [61]. Both physical and chemical types of the polymer impose the membrane manufacturing [62]. An acceptable RO membrane has to be resistant against chemicals and microbes [63]. It has to be mechanically and structurally stable over a long time [64]. It has to possess a great selectivity for certain solutes. These membranes are usually hollow fiber or flat [65]. They are arranged in modules to provide maximum surface area per unit volume of the membrane [66]. The hollow membranes are frequently furnished in bundles and then utilized in the RO technique [4, 67-70].

The most frequently employed RO membrane materials are

cellulose acetate, polyamide, any heterocyclic polymer, crosslinked water soluble polymers and polymerizable monomer (formed by crosslinking), polybenzimidazole, polyacrylonitrile, poly-piperazinamides, etc [71-75]. However, they are broadly classified into two groups: asymmetric membranes containing one polymer, and thin-film, composite membranes consisting of two or more polymer layers [4, 76-82].

Cellulose acetate membrane is the most well-known asymmetric or anisotropic membrane structure discovered by Loeb and Sourirajan in 1960. It has a very thin solute rejecting layer on a coarse supporting layer [83]. The supporting layer is also frequently produced of the same material as that of the selective layer but the thickness of the selective dense layer imposes fluxes and rejection and the global efficiency of the membrane [84]. The supporting layer just provides mechanical strength to the membrane. These membranes are usually made using non-solvent-induced phase inversion or polymer precipitation method. Loeb and Sourirajan made the first asymmetric cellulose acetate membranes for RO. An issue with asymmetric membranes is that they are very thin, of  $\sim 0.1$  to  $1 \mu\text{m}$ ; consequently, they give largely great fluxes without performant rejection [4].

After cellulose acetate, it was the period of linear aromatic polyamide membrane [85]. It avoided a part of the disadvantages of cellulose acetate membranes [86]. At the first line with cellulose acetate membranes, linear aromatic polyamide membranes became popular. Polyamide is one of the most performant selective layer know until now. They possess a great rejection performance which can be employed for single state seawater desalination. However, still these membranes were as thin as cellulose acetate membranes ( $0.1$  to  $1 \mu\text{m}$ ) thick and great fluxes issue continued [4].

The thin film composite membranes were invented by Cadotte and his coworkers in 1970s (Figure 1) [4]. It is composed of a dense active layer of  $\sim 200$  nm upon a porous polymer support. A non-woven fabric is fixed to provide a support (Figure 1). The porous support layer is usually  $50 \mu\text{m}$  of thickness. The support layer regulates all the water flux, salt flux and therefore the water and salt molecules diffusion processes. The non-woven support fabric is  $\sim 120 \mu\text{m}$  thick and is responsible for handling the great hydraulic pressures during RO process (Figure 1). Consequently, the mechanical strength of the support fabric has to be elevated. Polysulfone, polycarbonate and poly (phenylene oxide) are the three well-known polymeric substrates available in RO industry. Polysulfone has the best efficiency and is largely employed commercially [4].

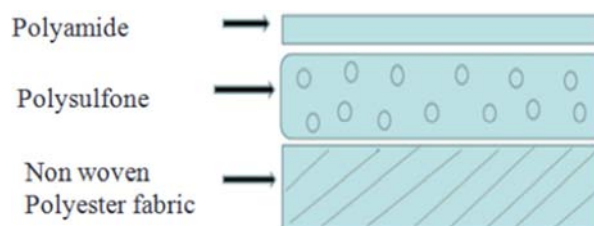


Figure 1. Structure of a thin film composite membrane [4].

These membranes are produced by interfacial polymerization, i.e., polymerization at the interface of two immiscible liquids. The polymeric substrate is immersed in an aqueous solution of amine monomer. Then, it is immersed in acyl chloride monomer for the interfacial polymerization to happen. This conducts to the formation of very thin highly selective polyamide rejection layer on the polymeric substrate [4].

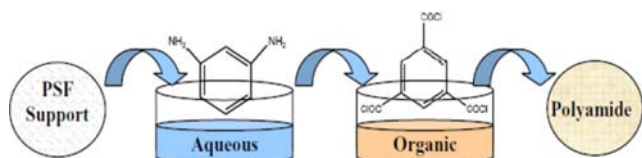


Figure 2. Formation of a thin film composite membrane [4].

The thin film composite membranes provide high water molecule diffusion velocity, very performant mechanical properties and stable over a large pH interval [4]. They have very elevated rejection. However, the fouling of thin film composite membranes is a very hard issue in the industrial applications [3, 86-91]. Different manners have been employed to well calculate the thin selective layer to decrease fouling [92-96]. Until now, there are different other issues attached to RO applications [4, 97-101].

In order to understand the issues in RO plant, we have to get familiarized with the working of a typical RO plant. First, the saline feed water is pumped to a pre-treatment stage. In this step, all large particles are removed which may clog the membrane and decrease its performance. The saline water is then sent at an elevated pressure using hydraulics to the membrane assembly where salt and other minerals are removed by the RO technique. After the membranes have finished their task, the water is separated in two streams: the feed water, and the brine water which is frequently discharged. A post-treatment is performed to stabilize the feed water [4].

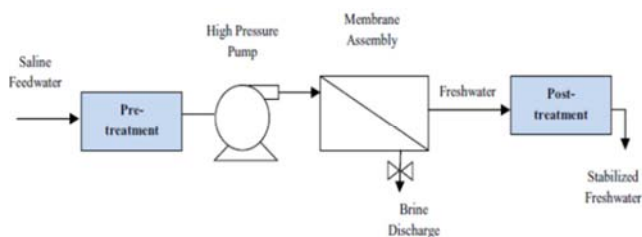


Figure 3. Working of RO plant [4].

### 2.3. Problems Arising in RO Process

Despite the thin film composite membranes have fixed a new level in RO process, they suffer from compaction effects under pressure [102-104]. If the applied hydraulic, or consequently the water pressure, is elevated, the polymers will be reoriented in a various direction that conducts to a lower porosity and finally influencing the membrane efficiency [4].

Surface or internal fouling of membranes is a very frequent issue [105-108]. Fouling is the precipitation of foulants on the membrane surface [109,110]. Foulant is any specie (solutes)

which enters in interaction physically or chemically with the membrane [109]. They can be organic, inorganic, bio-compatible or colloidal [109, 111-113]. They strongly interfere with the travel of water through the membrane [114]. They degrade membrane efficiency and decrease its life span [115]. Consequently, membranes require to be changed usually conducting to elevated operating costs [116]. The great reason of fouling is the elevated pressures implicated in RO [4, 117-119]. RO is always opposite in direction to the natural water flow gradient [120]. Naturally, water flows from an area of low solute concentration to elevated solute concentration [121]. In RO, we push water out of an area of elevated solute concentration [122]. For this reason, a pressure, significantly bigger than the osmotic gradient of water, is needed [123]. Great hydraulic power is needed for the same cause [124]. This further elevates operating costs [125]. Feed water recovery is also restricted in RO which makes the brine discharge greatly concentrated [126]. This can have huge ecological effects on usage in coastal areas [4, 127-130].

### 2.4. Concentration Polarization as an Important Factor Affecting Performance of Membranes in RO Process

In RO process, the effects of concentration polarization are taken into account only on the feed side of the membrane [131, 132]. This is attributed to the fact that we take in consideration the mass transfer on the feed side of membrane which is pressurized [133]. Convective forces push the solute to pass from the bulk solution to the surface of the selective rejecting layer. Water permeates through but the solute remains on the surface at high concentrations. The water flux or the pressure with which water travels through the membrane has to be greater than the pressure produced because of this salt layer concentration. This deposition of salt on the surface which influences the water flux through the membrane is mentioned as *concentration polarization* rather *external concentration polarization*. This is also one of the reasons why higher external pressures are needed in RO [4, 134-137].

## 3. Conclusions

This short review tried to answer to some questions such as: Does RO membranes manufacture need a fundamental reformulation to meet the treated water qualities requirements?

RO is nowadays the number one desalination industry and it knows huge increase in the world market. Until now, polymeric membranes have overpassed the RO desalination technology. Until the 1980s the research focused on the optimum polymeric membrane materials. In following decades the efficiency of RO membranes has been elevated via control of membrane manufacture mechanisms. On the other hand, the increasing registered water pollution levels qualitatively and quantitatively have overpassed the RO membranes capacities.

The appearance of nano-technology in membrane materials industry could present an interesting solution to polymeric materials. It is suggested that RO desalination efficiency will be more increased in the next few years; however, some challenges have to be resolved.

---

## References

- [1] D. Ghernaout, The best available technology of water/wastewater treatment and seawater desalination: Simulation of the open sky seawater distillation, *Green Sust. Chem.* 3 (2013) 68-88.
- [2] D. Ghernaout, B. Ghernaout, M. W. Naceur, Embodying the chemical water treatment in the green chemistry – A review, *Desalination* 271 (2011) 1-10.
- [3] N. Akther, A. Sodiq, A. Giwa, S. Daer, H. A. Arafat, S. W. Hasan, Recent advancements in forward osmosis desalination: A review, *Chem. Eng. J.* 281 (2015) 502-522.
- [4] A. Saraf, Impact of poly vinyl alcohol on support layer of commercial thin film composite membranes: Enabling use of reverse osmosis membranes in forward osmosis, Master Thesis, Arizona State University, 2012.
- [5] A. Boucherit, S. Moulay, D. Ghernaout, A. I. Al-Ghonamy, B. Ghernaout, M. W. Naceur, N. Ait Messaoudene, M. Aichouni, A. A. Mahjoubi, N. A. Elboughdiri, New trends in disinfection by-products formation upon water treatment, *J. Res. Develop. Chem.* (2015), Article ID 628833, doi: 10.5171/2015.628833.
- [6] L. F. Greenlee, D. F. Lawler, B. D. Freeman, B. Marrot, P. Moulin, Reverse osmosis desalination: Water sources, technology, and today's challenges, *Water Res.* 43 (2009) 2317-2348.
- [7] A. Subramani, J. G. Jacangelo, Treatment technologies for reverse osmosis concentrate volume minimization: A review, *Sep. Purif. Technol.* 122 (2014) 472-489.
- [8] A. C. Sagle, E. M. Van Wagner, H. Ju, B. D. McCloskey, B. D. Freeman, M. M. Sharma, PEG-coated reverse osmosis membranes: Desalination properties and fouling resistance, *J. Membr. Sci.* 340 (2009) 92-108.
- [9] M. A. Alghoul, P. Poovanaesvaran, K. Sopian, M. Y. Sulaiman, Review of brackish water reverse osmosis (BWRO) system designs, *Renew. Sust. Energ. Rev.* 13 (2009) 2661-2667.
- [10] K. J. Moses, Surface nanostructured reverse osmosis membranes, PhD Thesis, University of California, Los Angeles, 2016.
- [11] K. Karakulski, M. Gryta, A. W. Morawski, Pilot plant studies on the removal of trihalomethanes by composite reverse osmosis membranes, *Desalination* 140 (2001) 227-234.
- [12] A. Peyki, A. Rahimpour, M. Jahanshahi, Preparation and characterization of thin film composite reverse osmosis membranes incorporated with hydrophilic SiO<sub>2</sub> nanoparticles, *Desalination* 368 (2015) 152-158.
- [13] D. Saeki, S. Nagao, I. Sawada, Y. Ohmukai, T. Maruyama, H. Matsuyama, Development of antibacterial polyamide reverse osmosis membrane modified with a covalently immobilized enzyme, *J. Membr. Sci.* 428 (2013) 403-409.
- [14] M. G. Buonomenna, Nano-enhanced reverse osmosis membranes, *Desalination* 314 (2013) 73-88.
- [15] L. Zhao, P. C.-Y. Chang, W. S. W. Ho, High-flux reverse osmosis membranes incorporated with hydrophilic additives for brackish water desalination, *Desalination* 308 (2013) 225-232.
- [16] S. F. E. Boerlage, M. D. Kennedy, I. Bremere, G. J. Witkamp, J. P. Van der Hoek, J. C. Schippers, The scaling potential of barium sulphate in reverse osmosis systems, *J. Membr. Sci.* 197 (2002) 251-268.
- [17] B. Mi, C. L. Eaton, J.-H. Kim, C. K. Colvin, J. C. Lozier, B. J. Mariñas, Removal of biological and non-biological viral surrogates by spiral-wound reverse osmosis membrane elements with intact and compromised integrity, *Water Res.* 38 (2004) 3821-3832.
- [18] C. F. Wan, T.-S. Chung, Energy recovery by pressure retarded osmosis (PRO) in SWRO-PRO integrated processes, *Appl. Energ.* 162 (2016) 687-698.
- [19] A. Zirehpour, A. Rahimpour, F. Seyedpour, M. Jahanshahi, Developing new CTA/CA-based membrane containing hydrophilic nanoparticles to enhance the forward osmosis desalination, *Desalination* 371 (2015) 46-57.
- [20] T. Gullinkala, B. Digman, C. Gorey, R. Hausman, I. C. Escobar, Desalination: Reverse Osmosis and Membrane Distillation (Ch. 4), *Sustainability Science and Engineering* (Vol. 2), Elsevier B. V., 2010.
- [21] A. Villafafila, I. M. Mujtabab, Fresh water by reverse osmosis based desalination: simulation and optimization, *Desalination* 155 (2003) 1-13.
- [22] E. Tian, X. Wang, Y. Zhao, Y. Ren, Middle support layer formation and structure in relation to performance of three-tier thin film composite forward osmosis membrane, *Desalination* (2017), <http://dx.doi.org/10.1016/j.desal.2017.02.014>
- [23] L. Song, J. Y. Hu, S. L. Ong, W.J. Ng, M. Elimelech, M. Wilf, Performance limitation of the full-scale reverse osmosis process, *J. Membr. Sci.* 214 (2003) 239-244.
- [24] B. Cai, Q. T. Nguyen, J. M. Valleton, C. Gao, In situ reparation of defects on the skin layer of reverse osmosis cellulose ester membranes for pervaporation purposes, *J. Membr. Sci.* 216 (2003) 165-175.
- [25] J. F. Koprivnjak, E. M. Perdue, P. H. Pfromm, Coupling reverse osmosis with electrodialysis to isolate natural organic matter from fresh waters, *Water Res.* 40 (2006) 3385-3392.
- [26] M. Huang, Y. Chen, C.-H. Huang, P. Sun, J. Crittenden, Rejection and adsorption of trace pharmaceuticals by coating a forward osmosis membrane with TiO<sub>2</sub>, *Chem. Eng. J.* 279 (2015) 904-911.
- [27] S. Phuntsho, S. Sahebi, T. Majeed, F. Lotfi, J. E. Kim, H. K. Shon, Assessing the major factors affecting the performances of forward osmosis and its implications on the desalination process, *Chem. Eng. J.* 231 (2013) 484-496.
- [28] S. Azari, L. Zou, Using zwitterionic amino acid l-DOPA to modify the surface of thin film composite polyamide reverse osmosis membranes to increase their fouling resistance, *J. Membr. Sci.* 401-402 (2012) 68-75.
- [29] J. Ayyavoo, T. P. N. Nguyen, B.-M. Jun, I.-C. Kim, Y.-N. Kwon, Protection of polymeric membranes with antifouling surfacing via surface modifications, *Colloid Surface A* 506 (2016) 190-201.
- [30] L. Zhao, Advanced reverse osmosis membranes for desalination and inorganic/polymer composite membranes for CO<sub>2</sub> capture, PhD Thesis, The Ohio State University, 2014.

- [31] C. Y. Tang, Y.-N. Kwon, J. O. Leckie, Probing the nano- and micro-scales of reverse osmosis membranes—A comprehensive characterization of physiochemical properties of uncoated and coated membranes by XPS, TEM, ATR-FTIR, and streaming potential measurements, *J. Membr. Sci.* 287 (2007) 146-156.
- [32] H. Choi, Y. Jung, S. Han, T. Tak, Y.-N. Kwon, Surface modification of SWRO membranes using hydroxyl poly (oxyethylene) methacrylate and zwitterionic carboxylated polyethyleneimine, *J. Membr. Sci.* 486 (2015) 97-105.
- [33] Q. Wang, X. Gao, Y. Yang, Y. Zhang, J. Wang, Y. Xu, Z. Sun, X. Wang, C. Gao, Water flux surge of thin film composite forward osmosis membrane via simple prepressing method in spacer-filled channels, *J. Taiwan Inst. Chem. Eng.* 71 (2017) 260-264.
- [34] O. Sanyal, Design of polyelectrolyte multilayer membranes for ion rejection and wastewater effluent treatment, PhD Thesis, Michigan State University, 2016.
- [35] X. Wang, Y. Zhao, B. Yuan, Z. Wang, X. Li, Y. Ren, Comparison of biofouling mechanisms between cellulose triacetate (CTA) and thin-film composite (TFC) polyamide forward osmosis membranes in osmotic membrane bioreactors, *Bioresour. Technol.* 202 (2016) 50-58.
- [36] P. Xu, M. Capito, T. Y. Cath, Selective removal of arsenic and monovalent ions from brackish water reverse osmosis concentrate, *J. Hazard. Mater.* 260 (2013) 885-891.
- [37] J. Xu, Z. Wang, X. Wei, S. Yang, J. Wang, S. Wang, The chlorination process of crosslinked aromatic polyamide reverse osmosis membrane: New insights from the study of self-made membrane, *Desalination* 313 (2013) 145-155.
- [38] J. Xu, Z. Wang, L. Yu, J. Wang, S. Wang, A novel reverse osmosis membrane with regenerable anti-biofouling and chlorine resistant properties, *J. Membr. Sci.* 435 (2013) 80-91.
- [39] K. Rezzadori, J. G. Venera, J. C. M. Silveira, F. M. Penha, J. C. C. Petrus, P. Prádanos, L. Palacio, A. Hernández, M. Di Luccio, Effect of dense CO<sub>2</sub> on polymeric reverse osmosis and nanofiltration membranes and permeation of mixtures of macauba oil (*Acrocomia aculeata*) and CO<sub>2</sub>, *J. Membr. Sci.* 481 (2015) 195-206.
- [40] A. Nguyen, S. Azari, L. Zou, Coating zwitterionic amino acid L-DOPA to increase fouling resistance of forward osmosis membrane, *Desalination* 312 (2013) 82-87.
- [41] M. K. da Silva, I. C. Tessaro, K. Wada, Investigation of oxidative degradation of polyamide reverse osmosis membranes by monochloramine solutions, *J. Membr. Sci.* 282 (2006) 375-382.
- [42] C. F. Wan, B. Li, T. Yang, T.-S. Chung, Design and fabrication of inner-selective thin-film composite (TFC) hollow fiber modules for pressure retarded osmosis (PRO), *Sep. Purif. Technol.* 172 (2017) 32-42.
- [43] A. Ettori, E. Gaudichet-Maurin, P. Aimar, C. Causserand, Pilot scale study of chlorination-induced transport property changes of a seawater reverse osmosis membrane, *Desalination* 311 (2013) 24-30.
- [44] M. Qasim, N. A. Darwish, S. Sarp, N. Hilal, Water desalination by forward (direct) osmosis phenomenon: A comprehensive review, *Desalination* 374 (2015) 47-69.
- [45] M. Ghanbari, D. Emadzadeh, W. J. Lau, H. Riazi, D. Almasi, A. F. Ismail, Minimizing structural parameter of thin film composite forward osmosis membranes using polysulfone/halloysite nanotubes as membrane substrates, *Desalination* 377 (2016) 152-162.
- [46] K. Jamal, M. A. Khan, M. Kamil, Mathematical modeling of reverse osmosis systems, *Desalination* 160 (2004) 29-42.
- [47] T.-U. Kim, J. E. Drewes, R. S. Summers, G. L. Amy, Solute transport model for trace organic neutral and charged compounds through nanofiltration and reverse osmosis membranes, *Water Res.* 41 (2007) 3977-3988.
- [48] J. A. López-Ramírez, M. D. Coello Oviedo, J. M. Quiroga Alonso, Comparative studies of reverse osmosis membranes for wastewater reclamation, *Desalination* 191 (2006) 137-147.
- [49] A. Sabir, M. Shafiq, A. Islam, A. Sarwar, M. R. Dilshad, A. Shafeeq, M. T. Z. Butt, T. Jamil, Fabrication of tethered carbon nanotubes in cellulose acetate/polyethylene glycol-400 composite membranes for reverse osmosis, *Carbohydr. Polym.* 132 (2015) 589-597.
- [50] J. E. Kilduff, S. Mattaraj, A. Wigton, M. Kitis, T. Karanfil, Effects of reverse osmosis isolation on reactivity of naturally occurring dissolved organic matter in physicochemical processes, *Water Res.* 38 (2004) 1026-1036.
- [51] M.-M. Kim, N. H. Lin, G. T. Lewis, Y. Cohen, Surface nano-structuring of reverse osmosis membranes via atmospheric pressure plasma-induced graft polymerization for reduction of mineral scaling propensity, *J. Membr. Sci.* 354 (2010) 142-149.
- [52] S. G. Kim, D. H. Hyeon, J. H. Chun, B.-H. Chun, S. H. Kim, Nanocomposite poly (arylene ether sulfone) reverse osmosis membrane containing functional zeolite nanoparticles for seawater desalination, *J. Membr. Sci.* 443 (2013) 10-18.
- [53] M. Rastgar, A. Shakeri, A. Bozorg, H. Salehi, V. Saadattalab, Impact of nanoparticles surface characteristics on pore structure and performance of forward osmosis membranes, *Desalination* (2017), <http://dx.doi.org/10.1016/j.desal.2017.01.040>
- [54] T. Fujioka, N. Oshima, R. Suzuki, S. J. Khan, A. Roux, Y. Poussade, J. E. Drewes, L. D. Nghiem, Rejection of small and uncharged chemicals of emerging concern by reverse osmosis membranes: The role of free volume space within the active skin layer, *Sep. Purif. Technol.* 116 (2013) 426-432.
- [55] M. F. Gruber, U. Aslak, C. Hélix-Nielsen, Open-source CFD model for optimization of forward osmosis and reverse osmosis membrane modules, *Sep. Purif. Technol.* 158 (2016) 183-192.
- [56] Z. Dabaghian, A. Rahimpour, M. Jahanshahi, Highly porous cellulosic nanocomposite membranes with enhanced performance for forward osmosis desalination, *Desalination* 381 (2016) 117-125.
- [57] G. N. B. Baroña, J. Lim, M. Choi, B. Jung, Interfacial polymerization of polyamide-aluminosilicate SWNT nanocomposite membranes for reverse osmosis, *Desalination* 325 (2013) 138-147.
- [58] S. Maruf, Surface patterning of polymeric separation membranes and its influence on the filtration performance, PhD Thesis, University of Colorado, 2014.

- [59] Y. Baek, J. Yu, S.-H. Kim, S. Lee, J. Yoon, Effect of surface properties of reverse osmosis membranes on biofouling occurrence under filtration conditions, *J. Membr. Sci.* 382 (2011) 91-99.
- [60] A. Ettori, E. Gaudichet-Maurin, P. Aimar, C. Causserand, Mass transfer properties of chlorinated aromatic polyamide reverse osmosis membranes, *Sep. Purif. Technol.* 101 (2012) 60-67.
- [61] J. Weißbrodt, M. Manthey, B. Ditgens, G. Laufenberg, B. Kunz, Separation of aqueous organic multi-component solutions by reverse osmosis - development of a mass transfer model, *Desalination* 133 (2001) 65-74.
- [62] B. D. McCloskey, H. B. Park, H. Ju, B. W. Rowe, D. J. Miller, B. J. Chun, K. Kin, B. D. Freeman, Influence of polydopamine deposition conditions on pure water flux and foulant adhesion resistance of reverse osmosis, ultrafiltration, and microfiltration membranes, *Polymer* 51 (2010) 3472-3485.
- [63] D. Mukherjee, A. Kulkarni, W. N. Gill, Flux enhancement of reverse osmosis membranes by chemical surface modification, *J. Membr. Sci.* 97 (1994) 231-249.
- [64] X. Li, T. Cai, G. L. Amy, T.-S. Chung, Cleaning strategies and membrane flux recovery on anti-fouling membranes for pressure retarded osmosis, *J. Membr. Sci.* 522 (2017) 116-123.
- [65] A. Al-Hajjaj, T. A. Saki, Improving the design stresses of high density polyethylene pipes and vessels used in reverse osmosis desalination plants, *J. Saudi Chem. Soc.* 14 (2010) 251-256.
- [66] A. Tiraferri, Improving the performance and antifouling properties of thin-film composite membranes for water separation technologies, PhD Thesis, Yale University, 2012.
- [67] L. Chekli, S. Phuntsho, J. E. Kim, J. Kim, J. Y. Choi, J.-S. Choi, S. Kim, J. H. Kim, S. Hong, J. Sohn, H. K. Shon, A comprehensive review of hybrid forward osmosis systems: Performance, applications and future prospects. *J. Membr. Sci.* 497 (2016) 430-449.
- [68] A. Antony, R. Fudianto, S. Cox, G. Leslie, Assessing the oxidative degradation of polyamide reverse osmosis membrane—Accelerated ageing with hypochlorite exposure, *J. Membr. Sci.* 347 (2010) 159-164.
- [69] P. M. Pardeshi, A. K. Mungray, A. A. Mungray, Polyvinyl chloride and layered double hydroxide composite as a novel substrate material for the forward osmosis membrane, *Desalination* (2017), <http://dx.doi.org/10.1016/j.desal.2017.01.041>
- [70] R. F. Fibiger, Novel polyamide reverse osmosis membranes, (1987), U.S. Pat. No. 4769148 A, <https://www.google.ch/patents/US4769148>
- [71] I. J. Roh, J.-J. Kim, S. Y. Park, Mechanical properties and reverse osmosis performance of interfacially polymerized polyamide thin films, *J. Membr. Sci.* 197 (2002) 199-210.
- [72] X. Wang, X. Wang, P. Xiao, J. Li, E. Tian, Y. Zhao, Y. Ren, High water permeable free-standing cellulose triacetate/grapheneoxide membrane with enhanced antibiofouling and mechanical properties for forward osmosis, *Colloid Surface A* 508 (2016) 327-335.
- [73] H. Zou, Y. Jin, J. Yang, H. Dai, X. Yu, J. Xu, Synthesis and characterization of thin film composite reverse osmosis membranes via novel interfacial polymerization approach, *Sep. Purif. Technol.* 72 (2010) 256-262.
- [74] L. Shen, S. Xiong, Y. Wang, Graphene oxide incorporated thin-film composite membranes for forward osmosis applications, *Chem. Eng. Sci.* 143 (2016) 194-205.
- [75] L. Shen, X. Zhang, J. Zuo, Y. Wang, Performance enhancement of TFC FO membranes with polyethyleneimine modification and post-treatment, *J. Membr. Sci.* 534 (2017) 46-58.
- [76] W. E. Mickols, Composite membrane with polyalkylene oxide modified polyamide surface, (2001), U. S. Pat. No. 6280853 B1, <https://www.google.ch/patents/US6280853?hl=de&cl=en>
- [77] S. S. Manickam, J. R. McCutcheon, Model thin film composite membranes for forward osmosis: Demonstrating the inaccuracy of existing structural parameter models, *J. Membr. Sci.* 483 (2015) 70-74.
- [78] L. Huang, J. T. Arena, J. R. McCutcheon, Surface modified PVDF nanofiber supported thin film composite membranes for forward osmosis, *J. Membr. Sci.* 499 (2016) 352-360.
- [79] G. Chen, R. Liu, H. K. Shon, Y. Wang, J. Song, X.-M. Li, T. He, Open porous hydrophilic supported thin-film composite forward osmosis membrane via co-casting for treatment of high-salinity wastewater, *Desalination* 405 (2017) 76-84.
- [80] A. F. Faria, C. Liu, M. Xie, F. Perreault, L. D. Nghiem, J. Ma, M. Elimelech, Thin-film composite forward osmosis membranes functionalized with graphene oxide-silver nanocomposites for biofouling control, *J. Membr. Sci.* 525 (2017) 146-156.
- [81] N. Misdan, W. J. Lau, A. F. Ismail, Seawater Reverse Osmosis (SWRO) desalination by thin film composite membrane—Current development, challenges and future prospects, *Desalination* 287 (2012) 228-237.
- [82] S. P. Hong, I.-C. Kim, T. Tak, Y.-N. Kwon, Interfacially synthesized chlorine-resistant polyimide thin film composite (TFC) reverse osmosis (RO) membranes, *Desalination* 309 (2013) 18-26.
- [83] G. Han, J. S. de Wit, T.-S. Chung, Water reclamation from emulsified oily wastewater via effective forward osmosis hollow fiber membranes under the PRO mode, *Water Res.* 81 (2015) 54-63.
- [84] K. P. Lee, T. C. Arnot, D. Mattia, A review of reverse osmosis membrane materials for desalination—Development to date and future potential, *J. Membr. Sci.* 370 (2011) 1-22.
- [85] J. Yu, Y. Baek, H. Yoon, J. Yoon, New disinfectant to control biofouling of polyamide reverse osmosis membrane, *J. Membr. Sci.* 427 (2013) 30-36.
- [86] G. Chen, Z. Wang, L. D. Nghiem, X.-M. Li, M. Xie, B. Zhao, M. Zhang, J. Song, T. He, Treatment of shale gas drilling flowback fluids (SGDFs) by forward osmosis: Membrane fouling and mitigation, *Desalination* 366 (2015) 113-120.
- [87] H. Huang, H. Cho, K. Schwab, J. G. Jacangelo, Effects of feedwater pretreatment on the removal of organic microconstituents by a low fouling reverse osmosis membrane, *Desalination* 281 (2011) 446-454.
- [88] A. Matin, Z. Khan, S. M. J. Zaidi, M. C. Boyce, Biofouling in reverse osmosis membranes for seawater desalination: Phenomena and prevention, *Desalination* 281 (2011) 1-16.

- [89] S. Jeong, S.-J. Kim, L. H. Kim, M. S. Shin, S. Vigneswaran, T. VinhNguyen, I. S. Kim, Fouling analysis of a reverse osmosis membrane used pretreated seawater, *J. Membr. Sci.* 428 (2013) 434-444.
- [90] D. Ghernaout, A. Boucherit, Review of coagulation's rapid mixing for NOM removal, *J. Res. Develop. Chem.* (2015), Article ID 926518, doi: 10.5171/2015.926518.
- [91] D. Ghernaout, A. I. Al-Ghonamy, A. Boucherit, B. Ghernaout, M. W. Naceur, N. Ait Messaoudene, M. Aichouni, A. A. Mahjoubi, N. A. Elboughdiri, Brownian motion and coagulation process, *Am. J. Environ. Prot.* 4 (2015) 1-15, doi: 10.11648/j.ajeps.s.2015040501.11.
- [92] H. Karkhanечи, F. Razi, I. Sawada, R. Takagi, Y. Ohmukai, H. Matsuyama, Improvement of antibiofouling performance of a reverse osmosis membrane through biocide release and adhesion resistance, *Sep. Purif. Technol.* 105 (2013) 106-113.
- [93] H.-G. Park, S.-G. Cho, K.-J. Kim, Y.-N. Kwon, Effect of feed spacer thickness on the fouling behavior in reverse osmosis process — A pilot scale study, *Desalination* 379 (2016) 155-163.
- [94] M. You, P. Wang, M. Xu, T. Yuan, J. Meng, Fouling resistance and cleaning efficiency of stimuli-responsive reverse osmosis (RO) membranes, *Polymer* 103 (2016) 457-467.
- [95] J. S. Louie, Fouling-resistant coatings for reverse osmosis membranes: gas and liquid permeation studies on morphology and mass transport effects, PhD Thesis, Stanford University, 2008.
- [96] A. C. Sagle, PEG hydrogels as anti-fouling coatings for reverse osmosis membranes, PhD Thesis, The University of Texas at Austin, 2009.
- [97] J. M. Frick, L. A. Féris, I. C. Tessaro, Evaluation of pretreatments for a blowdown stream to feed a filtration system with discarded reverse osmosis membranes, *Desalination* 341 (2014) 126-134.
- [98] X. Liu, S. L. Ong, H. Y. Ng, Fabrication of mesh-embedded double-skinned substrate membrane and enhancement of its surface hydrophilicity to improve anti-fouling performance of resultant thin-film composite forward osmosis membrane, *J. Membr. Sci.* 511 (2016) 40-53.
- [99] M. Liu, S. Yu, M. Qi, Q. Pan, C. Gao, Impact of manufacture technique on seawater desalination performance of thin-film composite polyamide-urethane reverse osmosis membranes and their spiral wound elements, *J. Membr. Sci.* 348 (2010) 268-276.
- [100] M. Liu, Z. Chen, S. Yu, D. Wu, C. Gao, Thin-film composite polyamide reverse osmosis membranes with improved acid stability and chlorine resistance by coating N-isopropylacrylamide-co-acrylamide copolymers, *Desalination* 270 (2011) 248-257.
- [101] B. Khorshidi, A. Bhinder, T. Thundat, D. Pernitsky, M. Sadrzadeh, Developing high throughput thin film composite polyamide membranes for forward osmosis treatment of SAGD produced water, *J. Membr. Sci.* 511 (2016) 29-39.
- [102] Q. Jia, Y. Xu, J. Shen, H. Yang, L. Zhou, Effects of hydrophilic solvent and oxidation resistance post surfacetreatment on molecular structure and forward osmosis performance of polyamide thin-film composite (TFC) membranes, *Appl. Surf. Sci.* 356 (2015) 1105-1116.
- [103] J. T. Arena, S. S. Manickam, K. K. Reimund, B. D. Freeman, J. R. McCutcheon, Solute and water transport in forward osmosis using polydopamine modified thin film composite membranes, *Desalination* 343 (2014) 8-16.
- [104] L. Zhang, Q. She, R. Wang, S. Wongchitphimon, Y. Chen, A. G. Fane, Unique roles of aminosilane in developing anti-fouling thin film composite (TFC) membranes for pressure retarded osmosis (PRO), *Desalination* 389 (2016) 119-128.
- [105] Q. She, Y. K. W. Wong, S. Zhao, C. Y. Tang, Organic fouling in pressure retarded osmosis: Experiments, mechanisms and implications, *J. Membr. Sci.* 428 (2013) 181-189.
- [106] H. Y. Ng, M. Elimelech, Influence of colloidal fouling on rejection of trace organic contaminants by reverse osmosis, *J. Membr. Sci.* 244 (2004) 215-226.
- [107] B. D. Coday, C. Hoppe-Jones, D. Wandera, J. Shethji, J. Herron, K. Lampi, S. A. Snyder, T. Y. Cath, Evaluation of the transport parameters and physiochemical properties of forward osmosis membranes after treatment of produced water, *J. Membr. Sci.* 499 (2016) 491-502.
- [108] I. J. Esfahani, M. J. Kim, C. H. Yun, C. K. Yoo, Proposed new fouling monitoring indices for seawater reverse osmosis to determine the membrane cleaning interval, *J. Membr. Sci.* 442 (2013) 83-96.
- [109] R. P. Schneider, L. M. Ferreira, P. Binder, E. M. Bejarano, K. P. Góes, E. Slongo, C. R. Machado, G. M. Z. Rosa, Dynamics of organic carbon and of bacterial populations in a conventional pretreatment train of a reverse osmosis unit experiencing severe biofouling, *J. Membr. Sci.* 266 (2005) 18-29.
- [110] C. Ayache, C. Manes, M. Pidou, J. P. Croué, W. Gernjak, Microbial community analysis of fouled reverse osmosis membranes used in water recycling, *Water Res.* 7 (2013) 3291-3299.
- [111] B. K. Gurtler, T. A. Vetter, E. M. Perdue, E. Ingall, J.-F. Koprivnjak, P. H. Pfromm, Combining reverse osmosis and pulsed electrical current electro dialysis for improved recovery of dissolved organic matter from seawater, *J. Membr. Sci.* 323 (2008) 328-336.
- [112] S. R.-V. Castrillón, X. Lu, D. L. Shaffer, M. Elimelech, Amine enrichment and poly(ethylene glycol) (PEG) surface modification of thin-film composite forward osmosis membranes for organic fouling control, *J. Membr. Sci.* 450 (2014) 331-339.
- [113] S. R. Suwarno, S. Hanada, T. H. Chong, S. Goto, M. Henmi, A. G. Fane, The effect of different surface conditioning layers on bacterial adhesion on reverse osmosis membranes, *Desalination* 387 (2016) 1-13.
- [114] Y.-L. Lin, J.-H. Chiou, C.-H. Lee, Effect of silica fouling on the removal of pharmaceuticals and personal care products by nanofiltration and reverse osmosis membranes, *J. Hazard. Mater.* 277 (2014) 102-109.
- [115] M. M. T. Khan, P. S. Stewart, D. J. Moll, W. E. Mickols, M. D. Burr, S. E. Nelson, A. K. Camper, Assessing biofouling on polyamide reverse osmosis (RO) membrane surfaces in a laboratory system, *J. Membr. Sci.* 349 (2010) 429-437.
- [116] J. Kim, G. Blandin, S. Phuntsho, A. Verliepde, P. Le-Clech, H. Shon, Practical considerations for operability of an 8" spiral wound forward osmosis module: Hydrodynamics, fouling behaviour and cleaning strategy, *Desalination* 404 (2017) 249-258.

- [117] F. Rahman, Calcium sulfate precipitation studies with scale inhibitors for reverse osmosis desalination, *Desalination* 319 (2013) 79-84.
- [118] E. Yang, K.-J. Chae, A. B. Alayande, K.-Y. Kim, I. S. Kim, Concurrent performance improvement and biofouling mitigation in osmotic microbial fuel cells using a silver nanoparticle-polydopamine coated forward osmosis membrane, *J. Membr. Sci.* 513 (2016) 217-225.
- [119] A. I. Radu, J. S. Vrouwenvelder, M. C. M. van Loosdrecht, C. Picioreanu, Modeling the effect of biofilm formation on reverse osmosis performance: Flux, feed channel pressure drop and solute passage, *J. Membr. Sci.* 365 (2010) 1-15.
- [120] M. Chapman Wilbert, J. Pellegrino, A. Zydney, Bench-scale testing of surfactant-modified reverse osmosis/nanofiltration membranes, *Desalination* 115 (1998) 15-32.
- [121] S. Kim, E. M. V. Hoek, Interactions controlling biopolymer fouling of reverse osmosis membranes, *Desalination* 202 (2007) 333-342.
- [122] R. Mehta, H. Brahmabhatt, N. K. Saha, A. Bhattacharya, Removal of substituted phenyl urea pesticides by reverse osmosis membranes: Laboratory scale study for field water application, *Desalination* 358 (2015) 69-75.
- [123] A. Bera, R. M. Gol, S. Chatterjee, S. K. Jewrajka, PEGylation and incorporation of triazine ring into thin film composite reverse osmosis membranes for enhancement of anti-organic and anti-biofouling properties, *Desalination* 360 (2015) 108-117.
- [124] G. Han, J. Zhou, C. Wan, T. Yang, T.-S. Chung, Investigations of inorganic and organic fouling behaviors, antifouling and cleaning strategies for pressure retarded osmosis (PRO) membrane using seawater desalination brine and wastewater, *Water Res.* 103 (2016) 264-275.
- [125] S. Zhao, J. Minier-Matar, S. Chou, R. Wang, A. G. Fane, S. Adham, Gas field produced/process water treatment using forward osmosis hollow fiber membrane: Membrane fouling and chemical cleaning, *Desalination* 402 (2017) 143-151.
- [126] I. G. Wenten, Khoiruddin, Reverse osmosis applications: Prospect and challenges, *Desalination* 391 (2016) 112-125.
- [127] Z. Zhang, Z. Wang, J. Wang, S. Wang, Enhancing chlorine resistances and anti-biofouling properties of commercial aromatic polyamide reverse osmosis membranes by grafting 3-allyl-5,5-dimethylhydantoin and N, N'-Methylenebis (acrylamide), *Desalination* 309 (2013) 187-196.
- [128] L. O. Villacorte, M. D. Kennedy, G. L. Amy, J. C. Schippers, The fate of Transparent Exopolymer Particles (TEP) in integrated membrane systems: Removal through pre-treatment processes and deposition on reverse osmosis membranes, *Water Res.* 43 (2009) 5039-5052.
- [129] S. Yu, M. Liu, X. Liu, C. Gao, Performance enhancement in interfacially synthesized thin-film composite polyamide-urethane reverse osmosis membrane for seawater desalination, *J. Membr. Sci.* 342 (2009) 313-320.
- [130] E. Ould Mohamedou, D. B. P. Suarez, F. Vince, P. Jaouen, M. Pontie, New lives for old reverse osmosis (RO) membranes, *Desalination* 253 (2010) 62-70.
- [131] S. S. Sablani, M. F. A. Goosen, R. Al-Belushi, M. Wilf, Concentration polarization in ultrafiltration and reverse osmosis: a critical review, *Desalination* 141 (2001) 269-289.
- [132] S. Kim, E. M. V. Hoek, Modeling concentration polarization in reverse osmosis processes, *Desalination* 186 (2005) 111-128.
- [133] G. Kang, M. Liu, B. Lin, Y. Cao, Q. Yuan, A novel method of surface modification on thin-film composite reverse osmosis membrane by grafting poly(ethylene glycol), *Polymer* 48 (2007) 1165-1170.
- [134] T. P. N. Nguyen, B.-M. Jun, H. G. Park, S.-W. Han, Y.-K. Kim, H. K. Lee, Y.-N. Kwon, Concentration polarization effect and preferable membrane configuration at pressure-retarded osmosis operation, *Desalination* 389 (2016) 58-67.
- [135] E. M. Van Wagner, A. C. Sagle, M. M. Sharma, B. D. Freeman, Effect of crossflow testing conditions, including feed pH and continuous feed filtration, on commercial reverse osmosis membrane performance, *J. Membr. Sci.* 345 (2009) 97-109.
- [136] J. Fernández-Sempere, F. Ruiz-Beviá, P. García-Algado, R. Salcedo-Díaz, Experimental study of concentration polarization in a crossflow reverse osmosis system using Digital Holographic Interferometry, *Desalination* 257 (2010) 36-45.
- [137] X. Zhao, J. Li, C. Liu, Improving the separation performance of the forward osmosis membrane based on the etched microstructure of the supporting layer, *Desalination* 408 (2017) 102-109.