

# Synthesis and Analysis of Graphene Nano Composite

Pachiyappan Jayakaran<sup>1</sup>, Gnanasundaram Nirmala<sup>1</sup>, Govindarajan Lakshmanarao<sup>2</sup>

<sup>1</sup>Department of Chemical Engineering, Vellore Institute of technology University, Vellore, India

<sup>2</sup>Department of Chemical Engineering, College of Applied Sciences, Suhar, Sultanate of Oman

## Email address:

[jayakaranresearch@gmail.com](mailto:jayakaranresearch@gmail.com) (P. Jayakaran), [gsnirmala@vit.ac.in](mailto:gsnirmala@vit.ac.in) (G. Nirmala)

## To cite this article:

Pachiyappan Jayakaran, Gnanasundaram Nirmala, Govindarajan Lakshmanarao. Synthesis and Analysis of Graphene Nano Composite. *Composite Materials*. Vol. 2, No. 2, 2018, pp. 43-48. doi: 10.11648/j.cm.20180202.11

**Received:** November 30, 2018; **Accepted:** December 21, 2018; **Published:** January 22, 2019

**Abstract:** Graphene based composites have various applications in the modern world. In which synthesis of effective composite suitable for applications is a challenging task. One among the application area of graphene composite is in wastewater treatment. Water pollution is now a days consider to be a major global health and environmental issue affecting all ecosystems as well as life forms. While considering pollution the most dominant in creating pollution is found to be the industries and factories. Saying about the industries the available facilities in the water treatment is found to be the major challenges in treating of polluted water caused by heavy metals and dyes. In factories, only lower stage of wastewater treatment is alone found to be available. Some of the industries they are installing economical based treatment plant to manage the government policies and not following the pollutant removal completely. In such case, lower level pollutants alone found to be removed and higher-level hazardous metals and dyes are found to be not removed generally. To overcome such situation and support industries as well as factories introduction of economical adsorbent to remove the waste is the major proposal. This paper discusses various graphene-based adsorbents persisting in the removal of dye and heavy metals as well as synthesis of efficient Composite.

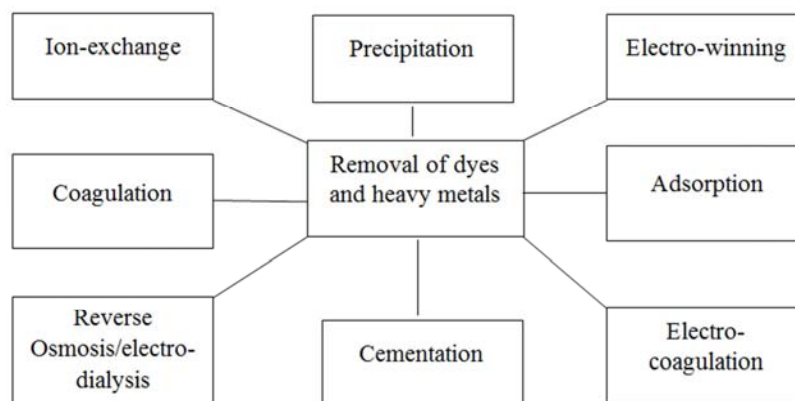
**Keywords:** Graphene, Adsorbents, Dye, Heavy Metal Ions, Water Bodies, Pollutant Removal

## 1. Introduction

In several decades, the environment gets polluted and became high level of contamination with chemical hazards namely heavy metals and synthetic dyes due to proportional increase of domestic and industrial activities in parallel with human population growth. These pollutants have described

about cause of accumulated toxicities and the effects of carcinogenic on the living organisms and human bodies [1-3].

A wide range of wastewater treating method namely membrane filtration, ion exchange solvent extraction, flocculation, cementation, electro-coagulation and adsorption which is used for removing waste water, municipal and potable are shown in Figure-1.



**Figure 1.** Removal of heavy ions and dyes using conventional methods.

There are several water purification methods have been developed in order to reduce the water pollution effects whereas adsorption is the most effective method due to its ease in operation with less cost. The adsorbents have large

range that are used for removing those pollutants but the efficiency of adsorbents get varies with type which is described in Table-1 on the basis of the respective adsorption capacity.

**Table 1.** Adsorbents used for the removal of different dyes and heavy metals.

Adsorbent	Pollutants	q <sub>m</sub> (maximum adsorption capacity)(mg/g)
Biomass		
Coffee Residue	Cu <sup>2+</sup>	70.0
Luffa Acutangula Peel	Malachite green	69.64
Litchi Peel Waste	Cr <sup>6+</sup>	101.1
Cortaderia selloana Flower Spikes	Methylene blue	114.3
Fish Scales Waste	Acid Blue 113	145.3
Clays		
Aluminium Pillared Clay	Hg <sup>2+</sup>	49.75
Bentonite	Phenol	66.67
Safi decanted Clays	Malachite green	88.70
Polymer matrix		
Alginate Beads	U <sup>6+</sup>	237.15
Activated Carbon	Cu <sup>2+</sup>	43.47
Biochar	Pb <sup>2+</sup>	20.87

Recent research have demonstrated the potential application of low dimensional carbon nanomaterials such as graphene (Zhu 2017), Carbon Nanotube (CNT) [5] and fullerene [6] have high adsorbent efficiency in capturing enormous water pollutants. In particular, graphene is fascinated with essential research interest for the possible uses in several fields namely medical, electronics, material science and environment [7]. In general, graphene features get empowered its distinct application namely Adsorption, Energy Storage, Electronic Devices, bio-sensing and reinforcement of composite material [9-16].

### 1.1. Pollutant of Heavy Metal

In general, heavy metals are specified as metalloid or dense metals based on atomic weight ranges from 63.5 to 200.6 Dalton and with specific gravity >5 g/mL [17-18]. Get classified into three categories such as radionuclide, toxic metals and precious metals. The activities of intensive industrial are fertilizer manufacture, painting, electro plating,

Cd-Ni battery manufacture, mining and smelting have cause serious pollutant of heavy metal in the environment of aquatic [19]. The heavy metals formation have created fatal damages for the human bodies and to aquatic environment whereas they are high toxic and non-ecological [20-21]. The health hazard caused due to heavy metals were detailed and are shown in Table-2 [22-23]. Precious metals such as palladium (Pd), platinum (Pt), silver (Ag), gold (Au) and ruthenium (Ru) have high commercial value, as they are rare in nature [24]. Thus, the discharge of wastewater containing heavy metals needs to be regulated to safeguard the environment and human health. To regulate emissions to the environment, many countries have imposed specific discharge limits for the heavy metals such as the Malaysia effluent discharge standards, United States Environmental Protection Agency (USEPA) maximum contaminant level, World Health Organization (WHO) guideline standard and China integrated wastewater discharge standards, as shown in Table 2.

**Table 2.** Health hazards and discharge limits of heavy metals.

Heavy metal	Discharge limits Standard	WHO Guideline Standard
Cd	0.010	0.003
Pb	0.100	0.010 <sup>(P)</sup>
As	0.050	0.010 <sup>(P)</sup>
Ni	0.200	0.070
Mn	0.200	0.400 <sup>(H)</sup>
Sn	0.200	-
Hg	0.005	0.006
Cu	0.200	2.000
Fe	1.000	0.300 <sup>(N)</sup>
Ag	-	-
U	-	0.030 <sup>(P)</sup>

### 1.2. Dye Pollutants

In several industries namely paint; cosmetic, pigment manufacturing and paint sectors have widely used synthetic

dye as a coloring agent [25]. Moreover, 7 million tons of dye have produced per year as worldwide [26-28]. The frequent acceptance of its application or ionic charges is done due to chemical structure complexity. The described classification has been shown in Table-3. It has segregated synthetic dye

into cationic, nonionic and anionic dyes. In general, non-ionic dyes namely disperse and vat dyes are easily insoluble in water but can be soluble in organic solvents. Similarly, ionic dye can easily soluble in water that is further more classified as cationic and anionic dyes. All basic dyes are known as cationic dyes, while anionic dyes are made up of three categories, which are acid, direct and reactive dyes. Nearly 10-15% of the substance is released with contaminated water from the dye manufacturing [29] whereas treatment facility of wastewater with inability has created dye for entering into environment. When the dye

concentration is less or equal to 1 mg/L can easily able to detect the water contamination based on coloration of the water bodies received [28]. These dye molecules have observed and diverted the entering of sunlight in the water bodies which hinder the rate of photosynthesis in aquatic plants. The synthetic dye with exposure of protracted have a result namely respiration problem, skin irritation and even cause cancer [30]. Synthetic dye molecules are designed and made to be resistant against washing water, chemicals, heat and ultraviolet light, making them very difficult to be treated by standard wastewater treatment facilities.

Table 3. Dye example based on properties and classification.

Dye Type	Substrate	Chemical groups	Example
Acid	Inks, paper and leather	Triphenylmethane, Azo, xanthenes, anthraquinone and nitro	acid fuschin, indigo carmine, , acid black 2 and acid yellow 17
Reactive	Silk, wool, textile and cotton	Formazan, Azo, oxazine, phthalocyanineand anthraquinone	Reactive red 120 and reactive blue 4 and
Basic	Antiseptics medicine and treated nylon	Oxazine, acridine, xanthene and azinediphenylmethane	Orange 2, malachite green, basic fustian and rhodamine 6G
Vat	Indigoids and anthraquinone.	Cotton, wool and cellulose fiber	vat yellow 20, vat green 9 and vat blue 4 and

## 2. Synthesis of Graphene Adsorbent

Considering various adsorbents graphene based are seems to be very effective. From the chronicle survey of graphene adsorbents, they are familiar due to their efficient characteristics. As a preparation of efficient graphene adsorbent synthesis of reduced graphene oxide aerogel, which is used as best option in wastewater treatment. The

pristine graphite has invoked the GO preparation are included as general exfoliation and oxidation which is protracted in producing rGO through the process of reduction is shown in Figure-2. There are various GO synthesis routes have advanced among the past decade namely brodie method [31], Staudenmaier technique, Hoffmann technique [32] and Hummers technique [33] along with its altered and enhanced version is shown in Figure-2.

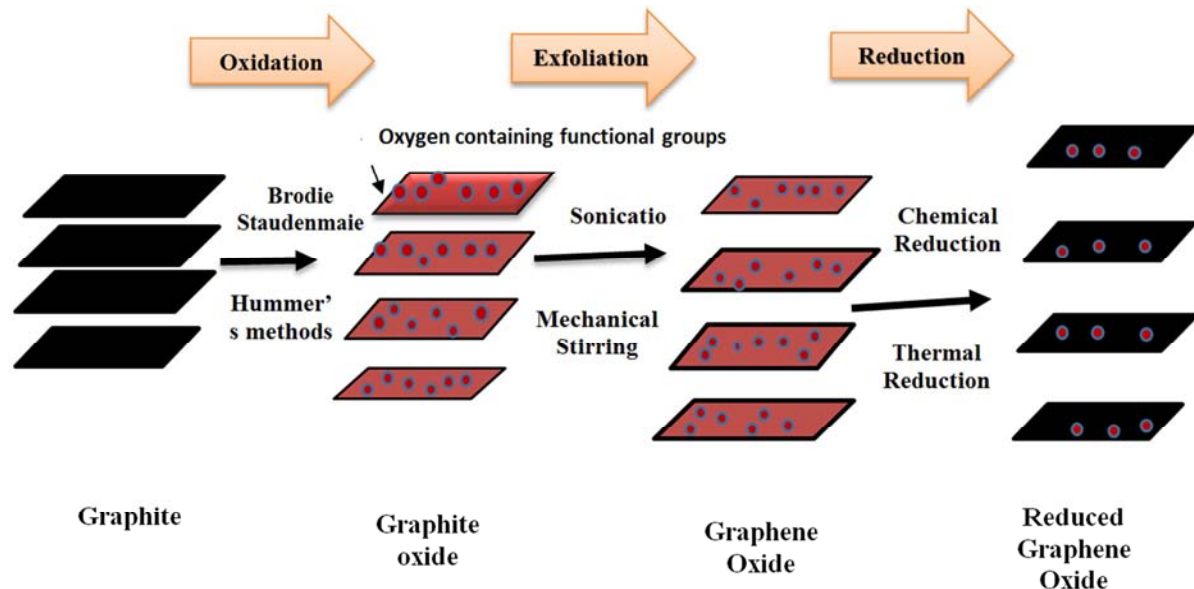


Figure 2. Conventional processes in the GO synthesis and rGO using pristine graphite.

The long reaction time that ranges from 72 to 96 hours is one of the major problems in brodie technique and toxic gaseous releases along with its by-products. The method of Staudenmaier is the enhancement of Brodie method that has increased the reaction level of acidity by introducing conc. Sulphuric acid ( $H_2SO_4$ ) that resulted with the single reaction of vessel system. However, this method has consumed less

time and produce chlorine dioxide which is an explosive. After some year passed, Hoffmann has deduced the synthesis risk level using non-fuming of nitric acid ( $HNO_3$ ).

### Freeze drying

This process is generally accomplished for removing the water molecules that is fascinated within the rGO hydrogel structure to create a methodical configured aerogel [38-40].

The rGO aerogel prepared from sheet of GO has considered in three major steps is shown in figure-8. The reduction process is used in general for transferring the GO sheets into rGO hydrogel whereas hydrogel made freeze is the next step for crystallizing the water molecules. This water crystal performs to be a forming agent. Therefore, purification of solidified water molecules is done through vacuum condition in order to produce an rGO aerogel in 3D porous.

This 3D graphene based aerogel with porous microstructure is extremely reliant on hydrogel nature, temperature gradient and condition of freezing. The high conductive nature of graphene-based aerogel along with stability in mechanical are created. It has explored two purification system types involved that are super critical CO<sub>2</sub>

and freeze drying [41]. It states that graphene aerogel produced using super-critical CO<sub>2</sub> drying has exhibit the significant mechanical properties which have endure 14,000 times of its self-weight than that prepared by freeze drying (3300 times its own weight). The aerogel prepared by super-critical CO<sub>2</sub> showed a BET surface of 512 m<sup>2</sup>/g, which was higher than that of aerogel prepared by freeze drying (11.8 m<sup>2</sup>/g). It has explored the reduction agent significant namely ammonia, ethanediamine (EDA) and vitamin C on the pattern of graphene aerogel using the technique of hydrothermal whereas the graphene aerogels surface area have reduced using vitamin C, ammonia and EDA is noticed as 661, 1089 and 440 m<sup>2</sup>/g, correspondingly [42].

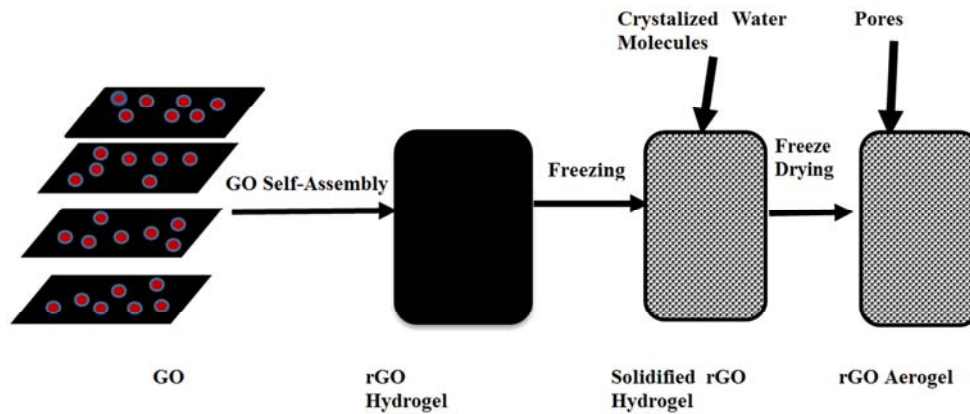


Figure 3. RGO aerogel synthesis by freeze-drying.

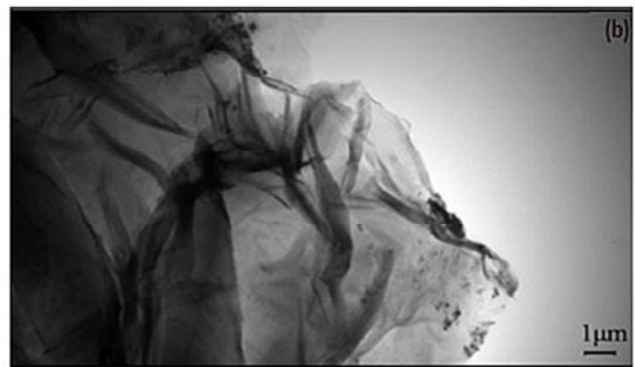

However, the highest mechanical strength was demonstrated by the VC-reduced graphene aerogel. The researchers further reported that the surface roughness could be governed by the pH values that were determined by the functional groups of reducing agents. This study deals with PH value for mixture solution EDA-GO, ammonia-GO and vitamin C-GO in prior to hydrothermal reductions are 3.4, 10.4 and 11 correspondingly.

During the process of reduction, graphene sheet agglomeration and fragmentation based on acidic condition has been promoted. Hence, the fundamental condition has selected the larger production graphene sheet using thin morphology [42-44].

Chemical structure and properties of graphene-based materials are given in Table 4.

Table 4. Chemical structure and properties of graphene-based materials.

Material	Graphene	GO	rGO
C:O ratio	No oxygen	2 - 4	8 - 246
Young's modulus (GPa)	1000	200	250
Electron mobility (cm <sup>2</sup> /V s)	10000 - 50000	Insulator	0.05 - 200
Production cost	High	Low	Low



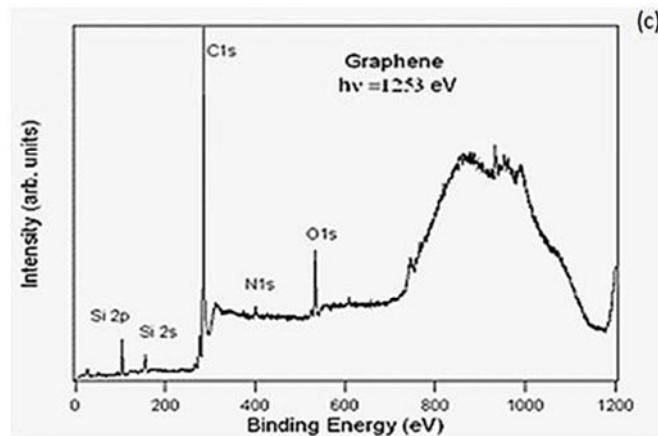


Figure 4. SEM image (a), TEM image (b), and wide XPS scan of cleaved UITAR (c) of graphene.

Figure. 4(a) the flocculate in the absence of external forces will remain stable, and it is difficult to separate them from each other. The thickness of graphene was determined accurately by TEM taking large number of images to generate a series of thickness statistic. In Figure. 4 (b), the graphene layer stacking disorder is clearly displayed. It is essential that establishment of hydrocarbon atom in the process of oxidation has led to the  $sp^2$  disturbance in carbon layer and additionally, the thermal stability has assured that graphene with thin layer is provoked their impulsive wrinkled and staking characterization. Stankovich provided the elemental characterization of graphene powder by XPS as shown in Figure. 4 (c).

### 3. Conclusions

Presence of dye and heavy metals due to contamination in the environmental water bodies is one of the major causes of water pollution. In order to reduce contamination of water bodies the wastewater from various sources needs to be filtered effectively such that water pollution is diminished. To carry out that graphene based adsorbent had been implemented and the process of synthesizing had been elaborated. From the characteristic analysis, the proposed reduced graphene oxide is found to be efficient.

### References

- [1] Ahmed, M. B, Zhou, J. L, & Guo, W, 2015, "Adsorptive removal of antibiotics from water and wastewater: Progress and challenges", *Science Total Environment*, vol. 532, pp. 112-126.
- [2] Alvarez- Torrellas, S, Peres, J. A, Gil-Álvarez, V, Ovejero, G & García, J, 2017, "Effective adsorption of non-biodegradable pharmaceuticals from hospital wastewater with different carbon materials" *Chemical. Engineering journal*, vol.320, pp. 319-329.
- [3] Chen, Q, Zhu, R, Zhu, Y, Liu, J, Zhu, L, Ma, L & Chen, M, 2016, "Adsorption of polyhydroxy fullerene on polyethylenimine-modified montmorillonite", *Appl. Clay Sci.*, vol-132, pp-412-418.
- [4] Novoselov, K. S, Geim, A. K, Morozov, S. V, Jiang, D, Zhang, Y, Grigorieva, I. V & Firsov, A, 2004, "Electric Field Effect in Atomically Thin Carbon Films". *Science*, vol-306, pp- 666.
- [5] Patiño, Y, Díaz, E, Ordóñez, S, Gallegos-Suarez, E, Guerrero-Ruiz, A & Rodríguez-Ramos, I, 2015, "Adsorption of emerging pollutants on functionalized multiwall carbon nanotubes". *Chemosphere*, vol-136, pp-174-180.
- [6] Peng, W, Li, H, Liu, Y & Song, S, 2017, "A review on heavy metal ions adsorption from water by graphene oxide and its composites", *Journal of Molecular Liquids*, Vol-230, pp-496-504.
- [7] Zhu, S, Liu, Y. G, Liu, S. B, Zeng, G. M, Jiang, L. H, Tan, X. F, Zhou, L, Zeng, W, Li, T. T & Yang, C. P, 2017, "Adsorption of emerging contaminant metformin using graphene oxide", *Chemosphere*, vol-179, pp-20-28.
- [8] Meyer, J. C, Geim, A. K, Katsnelson, M. I, Novoselov, K. S, Booth, T. J & Roth, S, 2007, "The structure of suspended graphene sheets", *Nature*, vol- 446, pp- 60-63.
- [9] Adán-Más, A, Duarte, R. G, Silva, T. M, Guerlou - Demourgues, L & Montemor, M. F. G, 2017, "Design of new metallic oxide-carbon hybrid composites for super capacitors electrodes", vol-126, pp-208-216.
- [10] Chen, H, Chang, X, Chen, D, Liu, J, Liu, P, Xue, Y, Lin, H & Han, S, 2016, "Graphene-Karst Cave Flower-like Ni-Mn Layered Double Oxides Nano arrays with Energy Storage Electrode", *Electrochim. Acta*, vol-220, pp- 36-46.
- [11] Chia, J. S. Y, Tan, M. T. T, Khiew, P. S, Chin, J. K, Lee, H, Bien, D. C. S & Siong, C. W, 2014, "A novel one step synthesis of graphene via sono chemical-assisted solvent exfoliation approach for electrochemical sensing application" *Chemical Engineering Journal*, vol- 249, pp- 270-278.
- [12] Liu, J, & Gooding, J, 2012, "Strategies for chemical modification of graphene and applications of chemically modified graphene", *Journal of Material Chemistry*, vol-22, pp-12435-12452.
- [13] Minitha, C. R, Lalitha, M, Jeyachandran, Y. L, Senthilkumar, L, & Kumar, R. T, 2017, "Adsorption behaviour of reduced graphene oxide towards cationic and anionic dyes: Co-action of electrostatic and  $\pi - \pi$  interactions", *Material of Chemistry and Physics*, vol-194, pp-243-252.
- [14] Novoselov, K. S, Geim, A K, Morozov, S. V, Jiang, D, Zhang, Y, Grigorieva, I. V & Firsov, A. A, 2004, "Electric Field Effect in Atomically Thin arbon Films", *Science*, vol-306, pp- 666.

- [15] Wang, J, Li, C, Zhang, X, Xia, L, Zhang, X, Wu, H & Guo, S, 2017, "polycarbona tetoughening with reduced graphene oxide: Toward high toughness, strength and notch resistance", *Chemical Engineering Journal*, vol-325, pp- 474-484.
- [16] Wang, P, Yang, J, Liu, W, Tang, X. Z, Zhao, K, Lu, X & Xu, S, 2017d " Tunable crack propagation behavior in carbon fiber reinforced plastic laminates with polydopamine and graphene oxide treated fibers", *Material & Design*, vol- 113, pp- 68-75.
- [17] Järup, L, 2003 "Hazards of heavy metal contamination", *Brazilian Medical Bulletin*, vol-68, pp-167-182.
- [18] Vunain, E, Mishra, A. K & Mamba, B. B, 2016, "Dendrimers, mesoporous silicas and chitosan-based Nano sorbents for the removal of heavy-metal ions: A review". *International Journal of Biological Macromol*, vol-86, pp-570-586.
- [19] Kula, I, Ugurlu, M, Kraoglu, H & Celik, A, 2008 "Adsorption of Cd(II) ions from aqueous solutions using activated carbon prepared from olive strobe by ZnCl<sub>2</sub> activation", *Bio-resource Technology*, vol-99, pp- 492-501.
- [20] Karatas, M, 2012, "Removal of Pb(II) from water by natural zeolitic tuff: kinetics and thermo dynamics" *Journal Hazard Material*, vol-199-200, pp-383-389.
- [21] Monferran, M. V, Pignata, M. L & Wunderlin, D. A, 2012, "Enhanced phyto extraction of chromium by the aquatic macrophyte *Potamogeton pusillus* in presence of copper", *Environment Pollution*, vol-161, pp-15-22.
- [22] Wang, J. and Chen, C, 2006, "Bio-sorption of heavy metals by *Saccharomyces cerevisiae*: A review", *Biotechnology Advances*, vol- 24, pp- 427-451.
- [23] Volesky, B and Holan, Z. R, 1995, "Bio-sorption of heavy metals", *Biotechnology Program*, vol-11, pp- 235-250.
- [24] Das, N, 2010. "Recovery of precious metals through bio-sorption-a review", *Hydrometallurgy*, vol-103, pp-180-189.
- [25] Liu, J, Guo, D, Zhou, Y, Wu, Z, Li, W, Zhao, F & Zheng, X, 2011, "Identification of ancient textiles from Yingpan, Xinjiang, by multiple analytical techniques", *Journal Archaeol Science*, vol-38, pp-1763-1770.
- [26] Ajmal, A, Majeed, Nadeem, & M, I. A, 2014, "Principles and mechanisms of photo catalytic dye degradation on TiO<sub>2</sub> based photo catalysts: a comparative overview", *RSC Advances.*, vol-4, pp- 37003-37026.
- [27] Lee, L. Y, Chin, D. Z. B, & Gan, S, 2015, "Evaluation of *Abelmoschus sculentus* (lady's finger) seed as a novel bio-sorbent for the removal of Acid Blue 113 dye from aqueous solutions", *Process Safety and Environment Protection*, vol-94, pp- 329-338.
- [28] Natarajan, S, Bajaj, H. C & Tayade, R. J, 2017, "Recent advances based on the synergetic effect of adsorption for removal of dyes from waste water using photo catalytic process", *Journal of Environment and Science*, Vol-65, pp-201-222.
- [29] Natarajan, T. S, Natarajan, K, Bajaj, H. C, Tayade, R. J, 2013, "Study on identification of leather industry wastewater constituents and its photo catalytic treatment", *International Journal. Environmental Science Technology*, vol-10, pp-855-864.
- [30] Yagub, M. T, Sen, T. K, Afroze, S, Ang, H. M, 2014 "Dye and its removal from aqueous solution by adsorption: A review", *Advances of Colloid Interface Science*, vol-209, pp-172-184.
- [31] Brodie, B. C, 1859, "On the Atomic Weight of Graphite", *Philosophical Transactions of the Royal Society of London*, vol-149, pp-249-259.
- [32] Hofmann, U. and König, E, 1937, "Untersuchungenüber Graphitoxyd", *anorganische and allgemeine chemie*, vol- 234, pp-311-336.
- [33] Hummers, W. S. and Offeman, R. E., 1958, "Preparation of Graphitic Oxide". *Journal of American society*, vol-80, pp-1339-1339.
- [34] Wang, X, Zhang, Y, Zhi, C, Wang, X, Tang, D, Xu, Y, Weng, Q, Jiang, X, Mitome, M, Golberg, D, and Bando, Y, 2013c, "Three-dimensional strutted graphene grown by substrate-free sugar blowing for high-power-density super capacitors", *National Communication*, vol-4, pp-2905.
- [35] Jiang, X.-F, Wang, X. B, Dai, P, Li, X, Weng, Q, Wang, X, Tang, D. M, Tang, J, Bando, Y and Golberg, D, 2015, "High-throughput fabrication of strutted graphene by ammonium-assisted chemical blowing for high-performance super capacitors", *Nano Energy*, vol-16, pp-81-90.
- [36] Shehzad, K, Xu, Y, Gao, C and Duan, X, 2016, "Three-dimensional macro-structures of two-dimensional nanomaterial", *Chemical. Society Reviews*, vol-45, pp-5541-5588.
- [37] Liu, S, Yao, F, Oderinde, O, Zhang, Z and Fu, G, 2017, "Green synthesis of oriented xanthan gum-graphene oxide hybrid aerogels for water purification", *Carbohydrate Polymers*, vol-174, pp- 392-399.
- [38] He Luo, K, Li, L, Chen, J and Li, J, 2016, "Engineering Reduced Graphene Oxide Aerogel Produced by Effective  $\gamma$ -ray Radiation-Induced Self-Assembly and Its Application for Continuous Oil-Water Separation", *Industrial Engineering Chemical Research*, vol-55, pp-3775-3781.
- [39] Wu, Z. S, Yang, S, Sun, Y, Parvez, K, Feng, X, and Müllen, K, 2012, "3D Nitrogen-Doped Graphene Aerogel-Supported Fe<sub>3</sub>O<sub>4</sub> Nanoparticles as Efficient Electro catalysts for the Oxygen Reduction Reaction", *Journal American Chemistry Society*, vol-134, pp-9082-9085.
- [40] Zhang, X, Sui, Z, Xu, B, Yue, S, Luo, Y, Zhan, W and Liu, B, 2011, "Mechanically strong and highly conductive graphene aerogel and its use as electrodes for electrochemical power sources", *Journal of Material Chemistry*, vol- 21, pp-6494-6497.
- [41] Wan, W, Zhang, F, Yu, S, Zhang, R, and Zhou, Y, 2016 "Hydrothermal formation of graphene aerogel for oil sorption: the role of reducing agent, reaction time and temperature" , *New Journal of Chemistry*, vol- 40, pp-3040-3046.
- [42] Fan, X, Peng, W, Li, Y, Li, X, Wang, S, Zhang, G and Zhang, F, 2008, "De-oxygenation of Exfoliated Graphite Oxide under Alkaline Conditions: A Green Route to Graphene Preparation", *Advances of Material*, vol- 20, pp-4490-4493.
- [43] Xu, L, Xiao, G, Chen, C, Li, R, Mai, Y, Sun, G and Yan, D, 2015, "Super hydrophobic and superoleophilic graphene aerogel prepared by facile chemical reduction", *Journal Material Chemistry A*, vol-3, pp-7498-7504.