

# Distribution of Exotic Comb Jelly *Mnemiopsis leidyi* (A. Agassiz, 1865) in the Southeast of the Caspian Sea (Mazandaran-Goharbaran)

Roohi Aboulghasem<sup>\*</sup>, Naderi Jolodar Mehdi, Afraei Bandpei Mohammadali, Tahami Fatemeh

Caspian Sea Ecology Research Center, Iranian Fisheries Science Research Institute, Agricultural Research Education and Extension Organization (AREEO), Sari, Iran

## Email address:

Roohi\_ark@yahoo.com (R. Aboulghasem)

<sup>\*</sup>Corresponding author

## To cite this article:

Roohi Aboulghasem, Naderi Jolodar Mehdi, Afraei Bandpei Mohammadali, Tahami Fatemeh. Distribution of Exotic Comb Jelly *Mnemiopsis leidyi* (A. Agassiz, 1865) in the Southeast of the Caspian Sea (Mazandaran-Goharbaran). *Ecology and Evolutionary Biology*. Special Issue: Fish Biodiversity. Vol. 2, No. 5-1, 2017, pp. 1-6. doi: 10.11648/j.eeb.s.2017020501.11

**Received:** March 12, 2017; **Accepted:** April 5, 2017; **Published:** August 2, 2017

---

**Abstract:** The invasive species comb jelly *Mnemiopsis leidyi* was introduced into the Caspian via the ballast water into the Caspian Sea in 1998. Distribution, biomass and abundance studies of the comb jelly *M. leidyi* were conducted in the southeast region of the Caspian Sea (Mazandaran-Goharbaran) in 8 stations with deep Profile stations of 5, 10 and 15 m in 2013. *M. leidyi* was collected with a METU net having a mouth opening of 0.2 m<sup>2</sup> and mesh size of 500 μm. *M. leidyi* was observed at all stations all over the sampling periods during January to December 2013. There was a seasonal pattern of ctenophore density, the maximum being observed in autumn (August and September), and the minimum in the winter months. The highest abundance and biomass (wet weight) of *M. leidyi* were recorded with 71.8 ± 8.2 ind.m<sup>-3</sup> and 1.9 ± 1.0 g.m<sup>-3</sup>, while the minimum were in winter with 14.4 ± 2.0 ind.m<sup>-3</sup> and 0.3 ± 0.01 g.m<sup>-3</sup>. The highest monthly mean *M. leidyi* abundance and biomass were 128.3 ± 25.2 ind.m<sup>-3</sup> in September and 3.1 ± 1.2 g.m<sup>-3</sup> in August. During the whole study period and at all stations, small individuals (<5 mm in length) and the Cydipid stage constituted 90.4% of all individuals, whereas 6.3% of the individuals were 6–10 mm in size.

**Keywords:** Caspian Sea, Distribution, *Mnemiopsis leidyi*, Abundance and Biomass

---

## 1. Introduction

The Caspian Sea is a unique ecosystem that is not associated with the ocean, but has more or less the characteristics of the seas. Studies in the southern Caspian Sea showed that the comb jelly *Mnemiopsis leidyi* abundance increased in the warm season that this phenomenon is more evident, especially in the beginning of its offensive [8], [9], [10], [13], [14], [15], [17], [18], [20], [22]. Summer-autumn long-term population studies showed that the comb jelly abundance and biomass decreased 66% compared to the early invasion of the animal [14]. *M. leidyi* invasion into the Caspian Sea is an important environmental phenomena that are seriously threatened the ecosystem. The comb jelly feeds on the zooplankton that has highly reproduction. Before the invasion of *Mnemiopsis* minimum and maximum concentration of chlorophyll A were observed in the months

of October 1997 and December 1998 in the southern Caspian, respectively, but after the invasion of *Mnemiopsis* by increasing the level of chlorophyll A in August 2001, *Mnemiopsis* biomass rose, and again its biomass were minimized in the cold months when chlorophyll A reduced [9]. Decline in zooplankton biomass has been accompanied by an increase in phytoplankton, which the zooplankton-feeder fish nutrition severely decreased as a result of the invasion of *Mnemiopsis* [16].

This species because of the zooplankton feeding was assumed as other pelagic animal's competition for the Caspian Sea would cause a serious risk. Initially, *Mnemiopsis* population was increased sharply, and then now entered a phase of adjustment with its fluctuating biomass and density [14].

Kilka (*Clupeonella* spp.) catch has increased to 85 to 95 thousand tonnes in the southern Caspian Sea in 1992 to 1999,

but after the invasion of *M. leidy* Kilka catch of showed a rapid declined in 2000 and reached to 15 thousands tonnes in 2003 and nowadays (2013-2016) its catch was fluctuated between 15-20 thousand tons [6], [7]. Given that now the *Mnemiopsis* is in the stage of adaptations [5], to study of ecosystem awareness, it is necessary to monitor the abundance, biomass and distribution of *Mnemiopsis* in coastal and offshore waters.

As opposed to the Black Sea and the oceans, the Caspian Sea is not a location for shipping purposes, but due to the closure of the ecosystem Caspian Sea has a potential for high risk to introduction of many non-native aquatic species [1]. In recent years, many aquatic species have been introduced from the Black Sea into the Caspian Sea that had great success in disseminating and passive switching in the Caspian Sea. One of the invasive species was the comb jelly *Mnemiopsis leidy* that made many changes in the Caspian Sea biodiversity [14].

*Mnemiopsis* invasion caused serious changes in different ways, first to its omnivorous feeding behavior from the common food recourse, zooplankton and then feeding on larvae and eggs of pelagic fishes. On the other hand, this new invader logging into the Caspian Sea ecosystem reduce food sources, the closure of fishing nets, fish escape due to the effects of exposure (the phenomenon of fluorescence) at night, feeding on fish eggs and larvae incomplete and network disruptions of sea life.

In recent years, after the invasion of the comb jelly into the Caspian different ecological studies were conducted by Caspian riparian researchers on the distribution and population dynamics of *Mnemiopsis* [2], [5], [14], [15], [16], [21], [23], [24], [25], [27]. *Mnemiopsis* monitoring studies

were started in 2000 with 24 sampling stations along the southern of the Caspian Sea along the 6 transect at depths of 5, 10, 20, 50 and 100 meters. Studies indicated that the comb jelly increased during warm seasons (late spring, summer and early autumn) in the southern Caspian Sea significantly and almost they spend winter time (wintering) at Iranian coast of the Caspian Sea [18]. Most of the jellies were observed in surface layers (0-20 m) of water

Studies in the northern and central of the Caspian Sea indicated that the comb jelly completely went out or disappeared during winter time and only roses in summer and autumn [26], [27], [28].

There are few publications on *M. leidy* of the Southern Caspian Sea, and most of these are either national reports or local literature (e.g. [2], [5], [10], [13], [17], [18], [19], [20], [22], [23], [24], [25]).

The results of all researches on density and biomass indicate that the comb jelly had a maximum biomass in 2001 with more than 1 kg.m<sup>-2</sup> in the southern Caspian Sea. Then for various reasons, including lack of food, abundance and biomass of comb jelly decreased sharply.

## 2. Materials and Methods

Distribution, biomass and abundance studies of the comb jelly *M. leidy* were conducted in the southeast region of the Caspian Sea (Mazandaran-Goharbaran) in 8 stations with deep Profile stations of 5, 10 and 15 m in 2013. Selected sampling sites took place according to the survey of biotic and abiotic factors study in southeast of the Caspian Sea project (Figure 1).

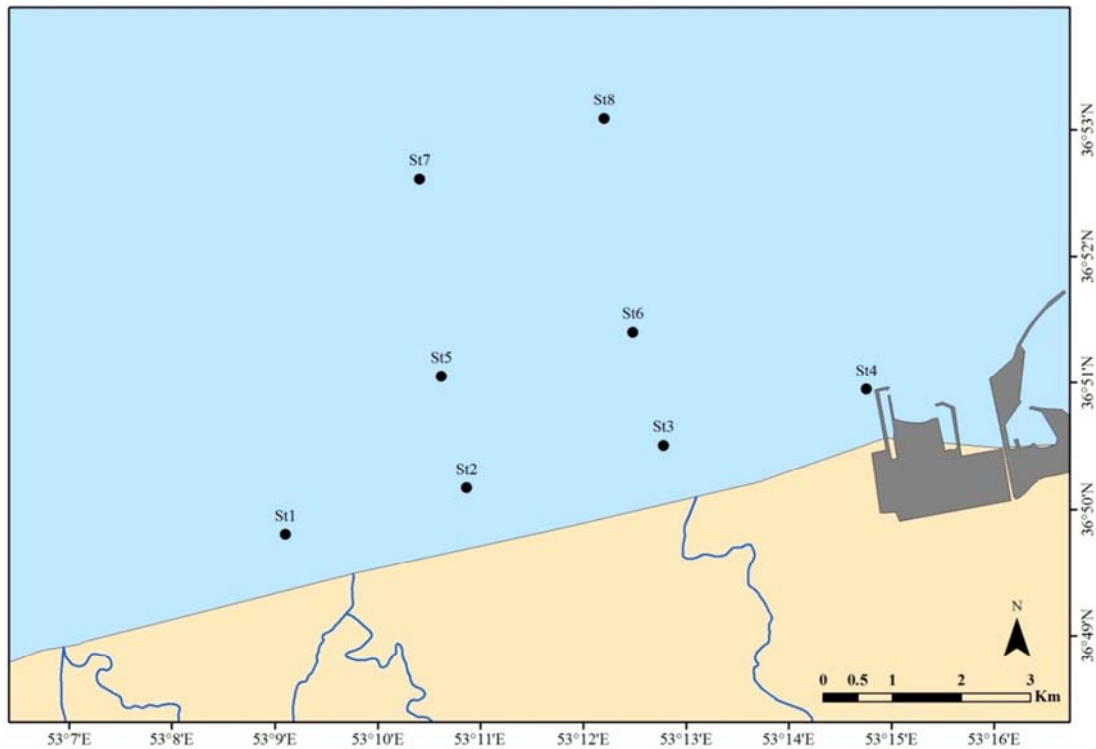


Figure 1. Distribution of sampling stations in southeast of the Caspian Sea (Mazandaran-Goharbaran) in 2013 (Mazandaran-Goharbaran).

*M. leidy* was collected with a METU net having a mouth opening of 0.2 m<sup>2</sup> and mesh size of 500 μm, from the same depth intervals as the Juday net [12]. The body length of each individual with lobes was measured onboard and the density of *M. leidy* (per m<sup>3</sup>) was calculated from the net diameter and the tow depth. At the three shallowest stations, hauls were taken from the bottom to the surface at each (i.e. from 5–0 m, 10–0 m and 15–0 m). The ctenophores were sorted in length groups at 5 mm intervals up to 35 mm, to determine the abundance of different size groups. In order to define reproductive individuals, lengths were categorized into two groups, 15 mm and 16–35mm [4]. Length measurements were converted to weight/biomass (wet weight per m<sup>3</sup>) using the following equation [12]  $W = 0.0011 \times L^{2.34}$ ; where W is wet weight of *M. leidy* in mg and L is the length in mm.

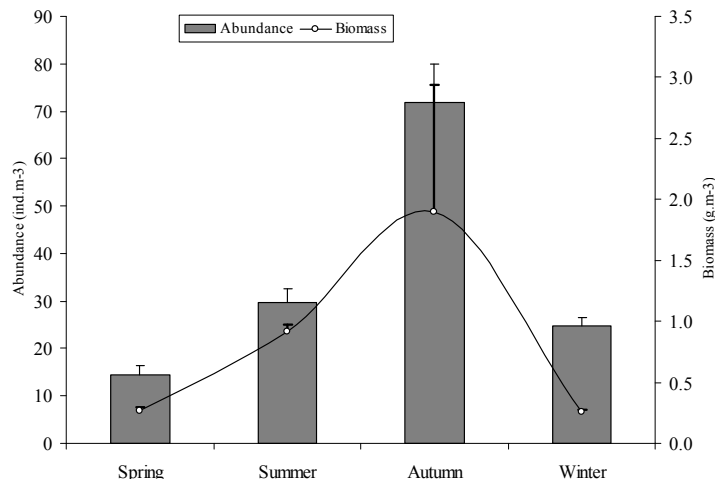
In this study, two groups of variables, the independent variable (stations, seasons, depths and layers) and the dependent variable (Abundance and biomass of *Mnemiopsis*, zooplankton) was considered. For statistical analysis of parametric analysis of variance ANOVA (Tukey test on normalized data) was used [3], [29].

### 3. Results and Discussion

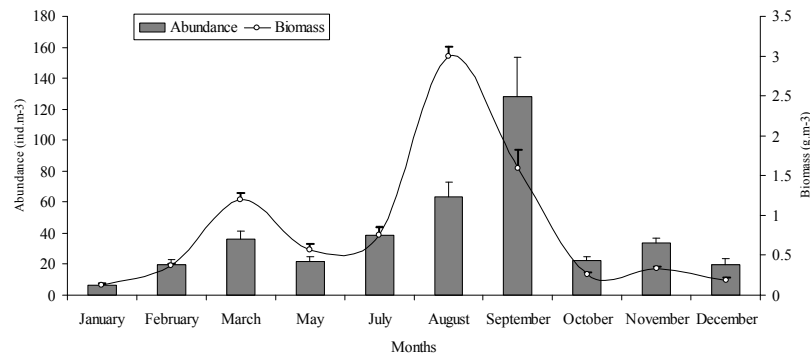
*Mnemiopsis leidy* was observed at all stations all over the sampling periods during January to December 2013. There was a seasonal pattern of ctenophore density, the maximum being observed in autumn (August and September), and the minimum in the winter months. The highest abundance and biomass (wet weight) of *M. leidy* were recorded with  $71.8 \pm 8.2 \text{ ind.m}^{-3}$  and  $1.9 \pm 1.0 \text{ g.m}^{-3}$ , while the minimum were in winter with  $14.4 \pm 2.0 \text{ ind.m}^{-3}$  and  $0.3 \pm 0.01 \text{ g.m}^{-3}$  (Figure 2). The means of abundance and biomass during the whole study period were  $35.1 \text{ ind.m}^{-3}$  and  $0.8 \text{ g.m}^{-3}$ , respectively.

The highest monthly mean *M. leidy* abundance and biomass were  $128.3 \pm 25.2 \text{ ind.m}^{-3}$  in September and  $3.1 \pm 1.2 \text{ g.m}^{-3}$  in August. Minimum abundance and biomass values were observed in January  $6.2 \pm 0.9 \text{ ind.m}^{-3}$  and  $0.1 \pm 0.01 \text{ g.m}^{-3}$  (Figure 3).

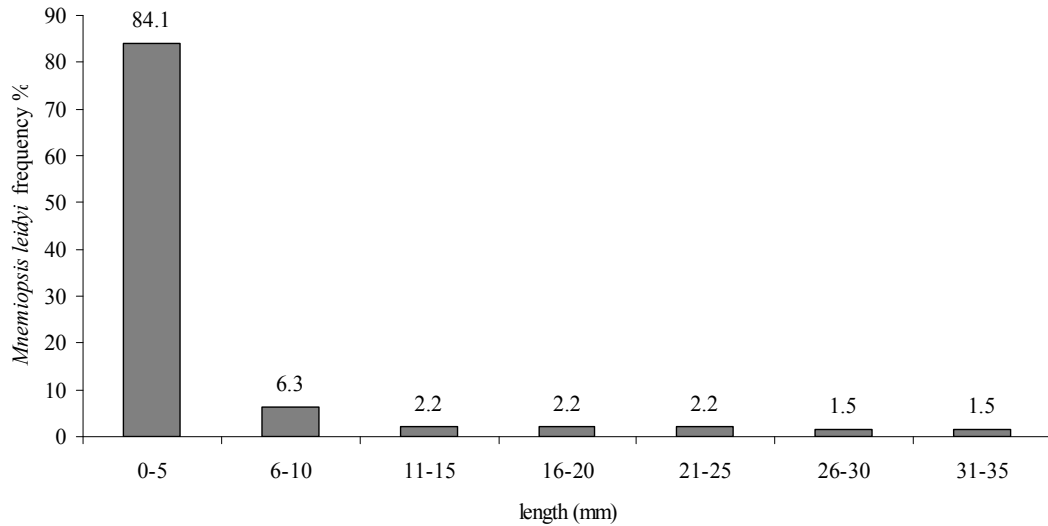
During the whole study period and at all stations, small individuals (< 5 mm in length) and the Cydipid stage constituted 90.4% of all individuals, whereas 6.3% of the individuals were 6–10 mm in size. The largest individuals (31–35 mm) made up only 1.5% of the total abundance (Figure 4). It is noteworthy that the *Mnemiopsis* maximum size was found during the 2001–2006 cruises with 70 mm (Roohi et al., 2010).



**Figure 2.** Monthly variations in the abundance and biomass of *Mnemiopsis leidy* in the southeast of the Caspian Sea (Mazandaran-Goharbaran) in 2013 (values are depth and station averages).



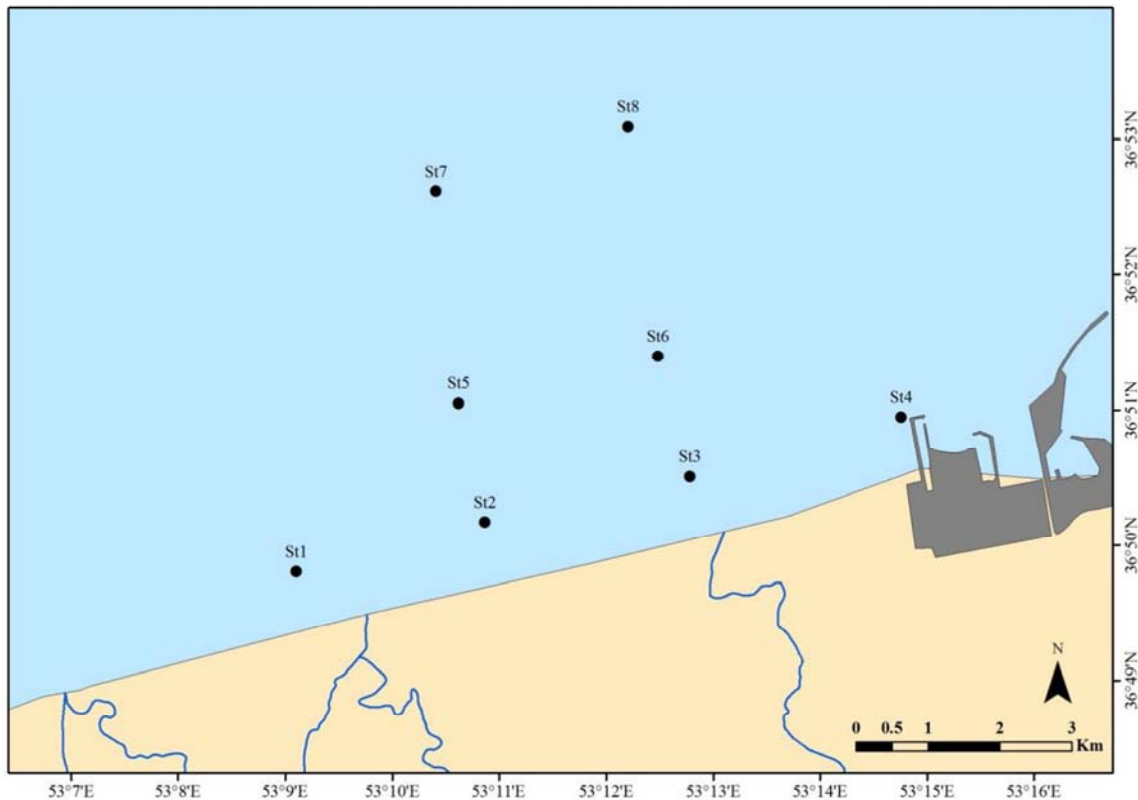
**Figure 3.** Seasonal changes in *Mnemiopsis leidy* abundance and biomass in the southeast of the Caspian Sea (Mazandaran-Goharbaran) in 2013 (values are depth and station averages).



**Figure 4.** Percentage (%) contributions of different size ranges of *Mnemiopsis leidyi* to the total abundance in the southeast of the Caspian Sea (Mazandaran-Goharbaran) in 2013.

There was not significant differences between station ( $p > 0.05$ ) in terms of the ctenophore abundance and biomass but themaximum was reported at station 7 with  $46.8 \pm 7.7 \text{ ind.m}^{-3}$  in and  $0.7 \pm 0.1 \text{ g.m}^{-3}$ , respectively (Figure 5).

Comparing the recent data with the data during 2001-2006 showed there was a 10 times decreased in *M. leidyi* abundance and biomass [14], [17],[19].



**Figure 5.** Contributions of *Mnemiopsis leidyi* abundance in the southeast of the Caspian Sea (Mazandaran-Goharbaran) in 2013.

We have compared our findings with the previous investigations, as this was the only study comparable with the present investigation in terms of sampling and methodology [13], [17], [18], [19], [20], [22]. All of the researchers expressed that the invasive ctenophore *M. leidyi*, which was transported from the Black Sea [30] into

the Caspian Sea at the end of the 1990, has negatively affected the ecosystem of the Caspian Sea. In addition, the data of our investigations, compared with previous studies, showed coincided with a decline in the abundance and biomass of the ctenophore due to many reasons. It seems the sharp decreased of *Mnemiopsis* abundance could be

related to the decreasing of ova reproduction; on the other hand, decreasing of food ability (zooplankton) could be the main reason of *M. leidyi* declined in the southern Caspian Sea [4], [6], [8], [9], [11], [26].

#### 4. Conclusion

Results of the current study suggest that *M. leidyi* exists in all stations with low abundance and biomass comparing with its initial years of invasion. In spite of knowing that there was a not significant difference between stations in terms of the ctenophore abundance and biomass but the some of the regions was reported to have more abundant of *Mnemiopsis* especially the area of deeper station with larger sized. It was noticed that the maximum size of *M. leidyi* was found in earlier year (70 mm in 2001), while in present study, the biggest size of *Mnemiopsis* was reported up to 35 mm and the small individuals and the Cydipid stage constituted more than 90% of population.

#### References

- [1] Aladin, N. B. and Plotnikov, I. S. 2004. The Caspian Sea, Lake Basin Management Initiative, the Caspian Bulletin 4: 112–126.
- [2] Bagheri, S., Sabkara, J., Roohi, A., Parafkandeh, F., Ghasemi, S., Razavi Sayad, B., 2005. The distribution of comb jelly *Mnemiopsis leidyi* in the southern Caspian Sea, Iranian Fisheries Research Organization, 32 p. (in persian).
- [3] Bluman, A. G. 1998. Elementary statistics: a step by step approach. USA: Tom Casson publisher, 3rd edition.
- [4] Dumont, HJ, Shiganova TA & Niermann U. 2004. Aquatic Invasions in the Black, Caspian, and Mediterranean Seas. Springer, Norwell, MA, pp. 322.
- [5] Eslami, F., pourang, N., Nasrollazadeh, H., Fazli, H., Roohi, A., Rowshantabari, M. 2015. Quantitative assessment of the effects of *Mnemiopsis* on zooplankton in the southern Caspian Sea during 1996-2010, *oceanology* 20(4): 47-89.
- [6] Fazli, H. and Roohi, A. 2002. The impacts of *Mnemiopsis leidyi* on species composition, catch and CPUE of Kilka in Iranian commercial catch. UNESCO, Caspian Floating University research bulletin, Astrakhan (KsapNIRKH) 3: 99–104 (in Russian).
- [7] Janbaz, A. A., Fazli, H., Pourgholam, R., Karymaram, F., AfraeiBandpei, M. A., Abdolmaleki, S., Khedmati, K. 2012. Fishery and biological aspects of anchovy Kilka (*Clupeonella engrauliformis*) in the southern Caspian Sea, *Iranian Journal of Fisheries Sciences* 11 (4) 796-806.
- [8] Kideys A. E., Roohi, A., Bagheri, S., Finenko, G., Kamburska, L. 2005. Impacts of Invasive Ctenophores on the Fisheries of the Black Sea and Caspian Sea. *Oceanography-Black Sea Special Issue* 18, 76-85.
- [9] Kideys A. E., Roohi, A., Eker-Develi, E., Mélin, F., Beare, D. 2008. Increased chlorophyll levels in the southern Caspian Sea following an invasion of jellyfish. *Res LettEcol*, 1–5.
- [10] Kideys A. E., Sh. Ghasemi, D. Ghninejad, A. Roohi & S. Bagheri 2001. Strategy for combatting *Mnemiopsis* in the Caspian waters of Iran. A report prepared for the Caspian Environment Programme, Baku, Azerbaijan.
- [11] Kideys, A. E., A., G. A. Finenko., B. E. Anninsky., T. A. Shiganova., A. Roohi., M. R. Tabari., M. Youseffyan., M. T. Rostamian., H. Rostami., H. Negarestan. 2004. Physiological characteristics of the ctenophore *Beroe ovate* in Caspian Sea water. *MARINE ECOLOGY PROGRESS SERIES*. Vol. 266: 111–121.
- [12] Kideys, A. E. Shiganova, T., 2001. Methodology for the *Mnemiopsis* monitoring in the Caspian Sea. A report prepared for the Caspian Environment Programme, Baku, Azerbaijan.
- [13] Mokarami, A., Roohi, A., Nasrollazadeh, H., Naderi, M., Eslami, F., Farabi, M., Rostamian, M., Rowshantabari, M., Dostar, M., Keyhansani, A., Qaneitehrani, M., Solimanroudi, A., Azaritakami, H. 2013. The comb jelly *Mnemiopsis leidyi* abundance and biomass in the Southern Caspian Sea, Iranian Fisheries Research Organization, Project code: 2-76-12-88039, 75 p. (in Persian).
- [14] Roohi A., KideysA., SajjadiA., Hashemian A., Pourgholam R., FazliH., Ganjian Khanari A. and Eker-Develi E. 2010. Changes in biodiversity of phytoplankton, zooplankton, fishes and macrobenthos in the Southern Caspian Sea after the invasion of the ctenophore *Mnemiopsis leidyi*, *Biological Invasions* DOI 10.1007/s10530-009-9648-4.
- [15] Roohi A., Zulficar Y., Kideys A., Aileen T., Ganjian A., and Eker-Develi E. 2008. Impact of a new invader ctenophore *Mnemiopsis leidyi* on the zooplankton of the southern Caspian Sea, *Marine Ecology*, Vol. 29, No. 4, pp. 421-434.
- [16] Roohi, A., Ganjiankhanari, A., Pougholam, R. 2013, Investigation on zooplankton changes in the Southern Caspian Sea before and after the *Mnemiopsis* invasion, The National Conference of passive defense in the agricultural sector, Islamic Azad University of Qeshm, 15-16 November (in persian).
- [17] Roohi, A., Ganjiankhanari, A., Pougholam, R., Sajjadi, A., Hashemian, A., Farabi, M., Rostamian, M., Mokarami, A., Rowshantabari, M., Makhloogh, A., 2011, Environmental impacts and changes in biodiversity login comb jelly *Mnemiopsis leidyi* in the Caspian Sea, The second national conference on passive defense in the agricultural sector, 11-12 August (in Persian).
- [18] Roohi, A., Hashemian, A., NaderiJolodar, M., Rowshantabari, M. Moghim, M., Salmani, A., Afraei, M., Bagheri, S., Makhloogh, A., Ganjiankhanari, A., Varedi, S., Fazli, H., Nasrollazadeh, H., Parafkandeh, F., Keyhansani, A., Nasrollatabar, A., Nazaran, M., Khodaparast, n., Sabkara, J., Malekshomali, M. Mirzajani, A., Khodaparast, H., Makaremi, M., Talebzadeh, S., Biati, M., Abbasi, K., Mohammadjani, T., Heydari, A., Ghaneh, A., Yousofzad, M., Riazi, S., Ezati, A. 2007. Ability to control *Mnemiopsis* population in the Caspian Sea ecological comprehensive review attacker activity 1: Evaluation of the comb jelly *Mnemiopsis leidyi* distribution and abundance on the shores of the Caspian Sea, Iranian Fisheries Research Organization, Project code: 82-0710242000-39, 98 p. (in persian).
- [19] Roohi, A., Nasrollazadeh, H., Mokarami, A., Rostamian, M., Keyhansani, A., Nasrollatabar, A., Zahedi, A., Razeghian, Q., Khodaparast, H., Kardal Rostami, M. 2012. Study of *Mnemiopsis leidyi* distribution and biomass in the southern Caspian Sea, Iranian Fisheries Research Organization, Project code: 12-76-12-8906-89138, 115 p. (in persian).

- [20] Roohi, A., Nazaran, M., Khodaparast, N., Vahedi, F., Rostamian, M., Varedi, A., Younesi, H., Olomi, Y., Keyhansani, A., Nasrollatabar, A., Tahami, F., Pourmand, T. 2009. The distribution of comb jelly *Mnemiopsis leidyi* in the southern Caspian Sea, Iranian Fisheries Research Organization, Project code: 2-032-2004-84032, 105 p. (in Persian).
- [21] Roohi, A., Rowshantabari, M., NaderiJolodar, Sajjadi A., The Effect of the Ctenophore *Mnemiopsis leidyi* (Ctenophora: Lobata) on the Population Density and Species Composition of Mesoplankton in Inshore Waters of the Caspian Sea, 2016. Ecology and Evolutionary Biology 2016; 1(2): 29-34.
- [22] Rostamian, M., Mokarami, A., Khodaparast, N., Keyhansani, A., Nasrollatabar, A. 2011. The distribution of comb jelly *Mnemiopsis leidyi* in the southern Caspian Sea, Iranian Fisheries Research Organization, Project code: 2-76-12-8605-8690, 88 p. (in Persian).
- [23] Rowshantabari, M., Pourgholam, R., Nasrollazadeh, H., Solimaroudi, A., Khodaparast, N., Eslami, F., Rezvani, Q., Owfi, F., Sabkara, J., Keyhansani, A., Elyasi, F., Mokarami, A., Sheykholeslami, A., Rezaei, M., Rahmati, R. 2013. Diversity, abundance and biomass of zooplankton in the southern Caspian Sea, Iranian Fisheries Research Organization, Project code: 12-76-12-8906-89104, 81 p. (in Persian).
- [24] Rowshantabari, M., Qolami, M., Khodaparast, N., Rostamian, M., Rezvani, Q., Eslami, F., Solimaroudi, A., Keyhansani, A., Konani, M., Amani, Q., Fazli, H., Negarestan, H. 2012. Diversity, abundance and biomass of zooplankton in the southern Caspian Sea, Iranian Fisheries Research Organization, Project code: 12-76-12-5-87035, 75 p. (in Persian).
- [25] Rowshantabari, M., Rahmati, R., Khodaparast, N., Rostamian, Eslami, F., Solimaroudi, A., Keyhansani, A. 2011. Evaluation distribution of zooplankton in the Southern Caspian Sea, Iranian Fisheries Research Organization,, 80 p. (in Persian).
- [26] Shiganova T., Sapozhnikov V., Musaeva E., Domanov M., Bulgakova Y., Belov A., Zazulya N., Zernova V., Kuleshov A., Sokol'skii A., Imirbaeva R., Mikuiza A. (2003) Factors determining the conditions of distribution and quantitative characteristics of the ctenophore *Mnemiopsis leidyi* in the North Caspian. Oceanology, 43, 676–693.
- [27] Shiganova, T. A., et al. (2001) Population development of the invader ctenophore *Mnemiopsis leidyi* in the Black Sea and in other seas of the Mediterranean basin. *Mar Biol*, 139, 431–445.
- [28] Shiganova, T. A., and Bulgakova, Y. u. V., 2000. Effects of gelatinous plankton on Black Sea and Sea of Azof fish and their food resources.- ICES Journal of Marine Science, 57: 841-848.
- [29] Siapatis, A., M. Giannoulaki, V. D. Valavanis, A. Palialexis, E. Schismenou, A. Machias and S. Somarakis. 2008. Modelling potential habitat of the invasive ctenophore *Mnemiopsis leidyi* in Aegean Sea. *Hydrobiologia*, 612: 281–295.
- [30] Vinogradov M., Shushkina E., Musaeva E., Sorokin P. 1989. A new acclimated species in the Black Sea: the ctenophore *Mnemiopsis leidyi* (Ctenophora: Lobata). *Oceanology*, 29, 220–224.