



Beneficiation of Low Grade Limestone from Madukkarai, Coimbatore District, Tamil Nadu, India

B. P. Ravi^{1,*}, S. J. G. Krishna², M. R. Patil³, C. Rudrappa⁴, P. S. Kumar⁵, V. Rampur⁶

Mineral Processing Department, VSKU PG Centre, Nandihalli, Sandur, India

Email address:

ravibelavadi@gmail.com (B. P. Ravi)

*Corresponding author

To cite this article:

B. P. Ravi, S. J. G. Krishna, M. R. Patil, C. Rudrappa, P. S. Kumar, V. Rampur. Beneficiation of Low Grade Limestone from Madukkarai, Coimbatore District, Tamil Nadu, India. *International Journal of Mineral Processing and Extractive Metallurgy*. Vol. 2, No. 1, 2017, pp. 1-6. doi: 10.11648/j.ijmpem.20170201.11

Received: August 29, 2016; Accepted: September 10, 2016; Published: April 22, 2017

Abstract: A low grade Limestone from ACC mines, Madukkarai, Coimbatore district, Tamil Nadu, India, was subjected to beneficiation by cationic reverse flotation process with the aim of producing cement grade and metallurgical grade concentrates. The low grade limestone analyzed 43% CaO, 76%TC, 18% SiO₂, 1.3% MgO, 1.30% Fe₂O₃, 2.50% Al₂O₃, 0.33% alkalis and 36.00% LOI. It contained mainly calcite and quartz which were mutually intergrown with fair degree of liberation at 65 mesh size. Reverse cationic flotation was preferred to direct soap flotation, as practiced in beneficiation plant at Madukkarai. Inverse flotation studies were carried out to float siliceous impurities using cationic collectors varying collector type, collector dosage, mesh of grind and pulp density. Cement grade composite concentrate (non-float and slimes) assaying 9.51% AI, 90% Total carbonates at wt.% yield of 88 by a process comprising of grinding to MOG D80 400 microns, desliming/ screening over 400 mesh, rougher conditioning with 0.4kg/t SOKEM565C for 2minutes at 50%S, rougher flotation for 4 minutes, at pH 8 and 28% S. The float sand fraction assaying 80.30% AI, 18% total carbonates may be used as eco sand. On the contrary, premium metallurgical grade concentrate assaying 54.64% CaO, 0.6% SiO₂, 0.7% MgO, 1.4% Fe₂O₃, 0.7% Al₂O₃, 41.0% LOI with weight% yield of 55.2, could be produced at 20% solids, MOG D₈₀ 400 microns, and pH 8 with 1.0 kg /t of SOKEM 565 C. The evolved nil waste process is stable, selective, and easily adaptable in the existing anionic soap direct flotation plant at ACC Madukkarai cement works, yielding valuable products.

Keywords: Flotation, Cationic Collectors, Limestone Flotation, Cement and Metallurgical Grades

1. Introduction

Limestone is used mainly in cement industry (69%) followed by metallurgical industries (12%), like, iron-& steel as fluxes, in agriculture as soil conditioner(10%) and manufacturing industries (9%), like, glass making, paper, water purification, filler in plastics (IBM (2013)) The specification for limestone for metallurgical industry is CaO > 48%, SiO₂ < 1.5%, Al₂O₃ < 1%, Fe₂O₃ < 2%, MgO <1%, Na₂O + K₂O < 0.5%, P<0.1% and S<0.1%. The specification of limestone for cement industry is CaO > 45%, Total carbonates > 80%, SiO₂ < 12%, MgO <3%, Fe₂O₃ < 5%, < 5% +0.25 mm and ~ 30% + 0.09 mm (BIS: 10345 – 2009).

Madukkarai is located 2.50 km away from Madukkarai Cement Works, which lies 10 km from Coimbatore.

Geographically the mining lease area (ML3) fall between the latitude 10° 55' to 10° 56' and longitude 76° 56' to 76° 59'. The topography is gently undulated and surrounded by Calc – granulites hills. Country rock is garnetiferous sillimanite schist in most of the places, at places the limestone also occurs in association with charnockite and calc gneiss. Limestone bands of varying width are well exposed in roadside west block with intervening calc granulite bands. The limestone is greyish white and light to dark grey in colour, crystalline and coarse to fine grained in nature. It is generally observed that at the contact zone with calc granulite, the limestone is pink in colour. The limestone commonly shows inclusion of diopside, biotite, muscovite and graphite. Limestone bands are separated by calc granulite and at places there are thin lenses of calc granulite within the limestone band itself. Intrusions of pegmatite and occasional

thin quartz veins are common within limestone. Occurrence of clay within the limestone is commonly observed. Since, 1965, ACC is mining low grade limestone by opencast mining method and is partly beneficiating to sweeter grade limestone for blending and using it with raw mix. It has a 4000 tpd cement manufacturing based on semi-wet process. Concentrate produced in the flotation plant assaying 83% total carbonate is the feed to the cement kiln. Limestone up gradation process comprised of multistage crushing, grinding and flotation. The flotation plant is operated in two parallel lines at a rated capacity of 60-65 tph per line. Limestone received in the cement works from Madukkarai mine and +15mm fraction from Walayar mine in 1:1 ratio is mixed, crushed and screened at site in jaw and impact crushers to all -15mm size. This blend assaying 76-77% Total Carbonates forms the feed to two ball mills operated in close circuit with 350mm hydrocyclones. Overflow from the hydrocyclone is deslimed in a cluster of 100mm hydrocyclones. The overflow joins the concentrate thickener whereas the underflow constitutes the feed to flotation. Flotation is carried in two parallel batteries, one of Dorr-Oliver make and other of

Outokumpu make equipped with automatic level controller. Process flowsheet is given in figure 1. Each flotation battery has 12 cells. First 8 cells produce concentrate and last 4 cells are used as scavenger cells. The scavenger concentrate is fed back to the conditioner, whereas the scavenger tails forms the final rejects. The concentrate joins the thickener. Thickener underflow assays around 83% Total Carbonates and is the feed to cement kiln. The reject assays around 25-30% Total Carbonates. Anionic collector used in the flotation is a mixture of soap, resin and caustic soda. The reagents consumption is 1 kg/t of ROM and is partly added in the conditioner and remaining in the various flotation cells. Though lot of work has been carried out on direct flotation of limestone from the study area (Sutone *et. al.*, (2004) and Shandilya and Jha (2012)), little work has been done on inverse flotation of limestone in general except the works of Rao *et. al.* (2009), Vijayakumar *et. al.* (2003 and 2009) for cement grade and Rachappa Kadli *et. al.* (2014 and 2015) for metallurgical grade limestone. Hence, the aim of the present work was to beneficiate low grade limestone to cement and metallurgical grade.

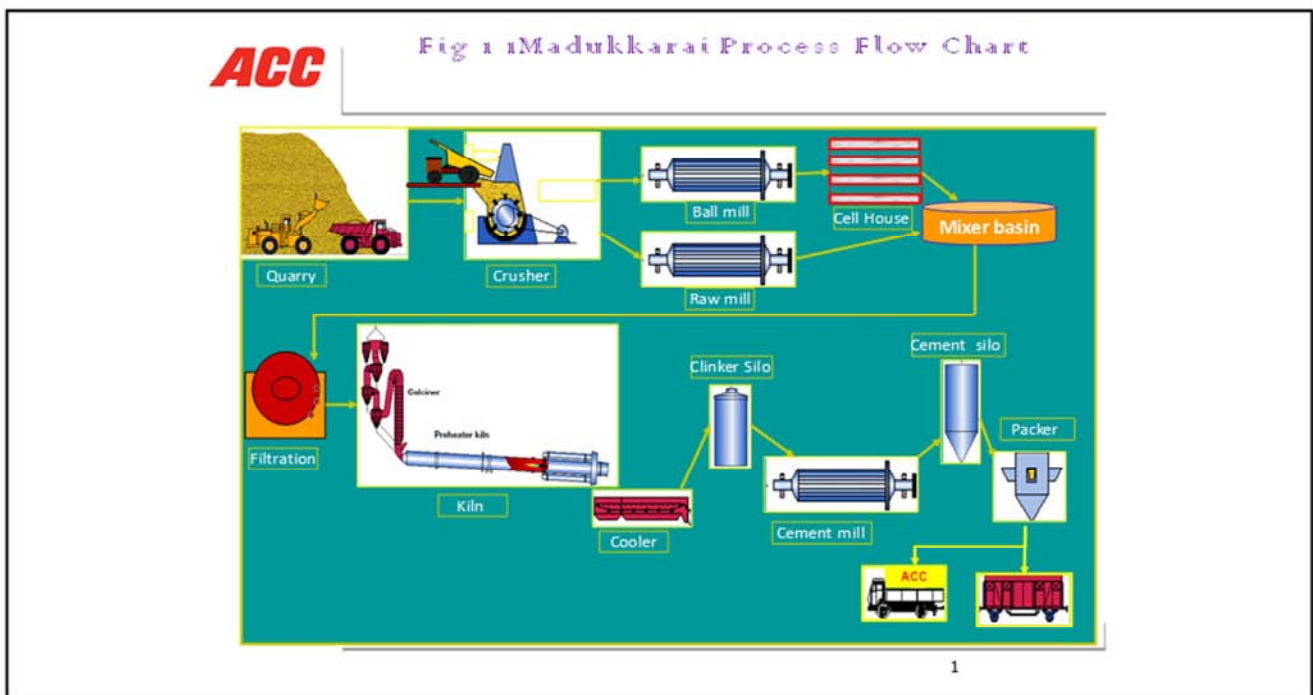


Fig. 1. ACC Madukkarai Process Flow Chart.

2. Experimental

Material and Methods; Lime stone samples of 200 kgs was collected from Lime stone mining area of ACC mines, Madukkarai, Coimbatore district, Tamil Nadu, India. The flotation reagents were collected from M/s Somu organics Ltd., Bangalore. The as received sample was stage crushed to -10 mesh using primary lab jaw crusher [150 x225mm – 25 mm set], lab roll crusher [200mm x 150mm] 300 mmx600mm 16 mesh screen. The crushed sample was subjected to standard feed preparation by adopting sampling

procedures. The sample was ground at 67% S in 175mm x 350 mm rod mill 5 kg rod charge -10 Nos. of 40mm, 25mm and 20mm dia., varying grinding time. The ground pulp was subjected to froth flotation using D12 Denver type MPE lab sub aeration flotation machine. The feed and products after dewatering followed by drying were weighed, sampled and subjected to characterization studies. MOG, Kinetics, Choice of collector, Collector dosage and% solids were varied.

3. Results and Disussions

Characterization studies; The whitish gray coloured

limestone sample had bulk density of 1.81t/m^3 and 35° angle of repose. The work index of the sample was found to be 11.5 KWh/short ton. The sample contained fine grained calcite intimately associated with minor amounts of fine grained aggregates of quartz, iron oxides, clay and trace amounts of feldspar. The sample was siliceous low grade granular limestone with fair degree of liberation at -65 mesh size. The sample analyzed 43% CaO, 18%SiO₂, 1.23% MgO, 1.30% Fe₂O₃, 1.50% Al₂O₃, 0.33 alkalis 76% total carbonates and 36% LOI. The diagnostic amenability test on -65 mesh sample involving sink and float test at 2.8 specific gravity were conducted and observed 5% acid insolubles in sink and slimes assayed 10% acid insoluble.

-16 mesh samples were ground in rod mill for varying time from 5 to 15 minutes and samples were subjected to size analysis. The data is given in Table 1. The grindability data indicated that the sample was medium soft in nature

Table 1. Size analysis of rod mill grindability.

Conditions: 250 gms of - 16 mesh ground in 175mm x 350mm rod mill with 5 kg rod charge at 67% S for time varying from 0/5/10/15minutes

Mesh	Mesh size in microns	Wt% retained			
		0'	5'	10'	15'
-16+22	1000	10.0	1.6	0	0
-22+30	818	12.0	5.6	0	0
-30+52	600	38.0	27.2	2.4	3.2
-52+72	300	15.0	19.2	15.2	1.6
-72+120	212	8.0	20.0	28.8	28.8
-120+200	125	5.0	8.0	15.2	23.2
-200+277	75	4.0	5.6	8.8	13.6
-277+400	54	6.0	1.6	3.2	3.2
-400	38	2.0	11.2	26.4	26.4
D 80 microns		730	400	200	150

Effect of mesh of grind [MOG]: Inverse flotation tests were conducted varying mesh of grinding time 5'/10'/15' with respective D₈₀ 400/200/150 microns respectively at natural pH of 8, with 1 Kg/t anionic collector SOKEM 565 C. The results have been tabulated Table -2 and graphically represented in figure 2. The results indicated that the grade of silica content reduced to a minimum at mesh of grind of 400 microns and hence was chosen. The fall in grade in coarse grind of 150 microns was due to lack of liberation of silica values while the fall in grade in very fine grind of 200 microns was attributed to interference of slimes. Rao et.al. (2009), Vijayakumar et.al. (2009) and Rachappa Kadli et.al. (2015) obtained optimum MOG at grinds finer than 150 microns. Incidentally the present direct soap flotation process at Madukkarai plant employs a finer grind of 105 microns. From the experimental studies, it has been concluded that with mesh of grind of 5' D80 at 400 microns results obtained are encouraging.

Table 2. Effect of MOG on inverse flotation.

Conditions; Mesh of grind 5'/10'/15' has D₈₀ 400/200/150microns Flotation pH 8, % S 19,

Stage	Cell	Rpm	Reagent	Dosage kg/t	CT min	FT min
RF	250	1200	SOKEM 565C	1	2	4

Results:

Mesh of grind	Product	Wt%	Acid insoluble%	
			Assay	Distn
5'	Float reject	40.8	41.60	98.2
	Non float	59.2	0.60	1.8
	Head Cal	100.0	18.40	100.0
10'	Float reject	44.8	33.43	98.0
	Non float	55.2	0.68	2.0
	Head Cal	100.0	18.83	100.0
15'	Float reject	59.2	31.10	97.8
	Non float	40.8	1.00	2.2
	Head cal	100.0	18.79	100.0

Effect of kinetics; Kinetics of inverse flotation was carried out using 1 kg/t SOKEM 565 C cationic collector for time intervals of 0.25, 0.5, 1.0, 2.0 and 4 minutes flotation time varying the MOG from D₈₀ 400, 200 and 150 microns by varying grinding time (5, 10 and 15 minutes). The results indicated that the kinetics of inverse flotation varying MOG followed first order equation. The results also showed that increase in coarseness of the MOG increases the flotation rate constant of siliceous gangue flotation with maximum at D₈₀200 microns. The distribution of % AI increased with increase in coarseness of grind. Nikkam Suresh (2002) indicated that the water content, slime % increases with increase in slime content of MOG during anionic flotation of limestone. The results are shown in figure 3.

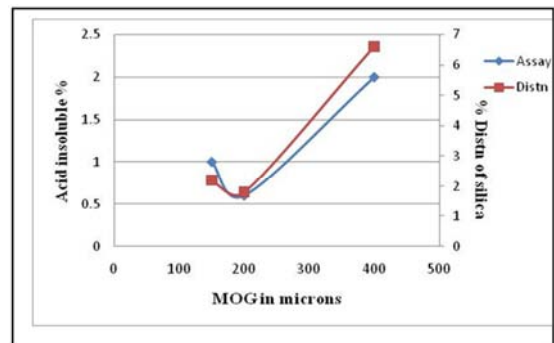


Fig. 2. Effect of MOG on inverse flotation.

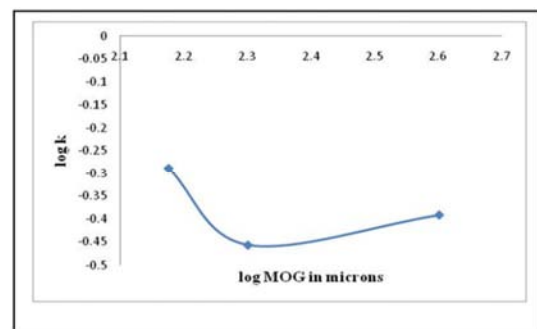


Fig. 3. Effect of MOG on rate constant.

Table 3. Choice of collector on flotation.

Conditions; Mesh of grind 5'D₈₀ 400microns, Flotation pH 8, and% S 19

Stage	cell	Rpm	Reagent	Dosage kg/t	CT min	FT min
RF	250	1200	SOKEM565C/524C/522C/503C	1	2	4

Results:

Collector	Product	Wt%	Acid insoluble%	
			Assay	Distn
SOKEM 565C	Float reject	50.8	41.60	98.2
	Non float	49.2	0.60	1.8
	Head Cal	100.0	18.96	100.0
SOKEM 524CC	Float reject	47.2	44.20	90.4
	Non float	52.8	4.20	9.6
	Head Cal	100.0	23.09	100.0
SOKEM 522C	Float reject	46.4	39.50	88.1
	Non float concentrate	53.6	4.60	11.9
	Head Cal	100.0	20.78	100.0
SOKEM 503C	Float reject	46	33.10	88.4
	Non float concentrate	53.6	3.80	11.6
	Head Cal	100.0	17.56	100.0

Choice of collector: Inverse flotation tests were conducted at D₈₀ size of 400 microns varying collectors like SOKEM 565C, SOKEM 524C, SOKEM 522C and SOKEM 503C and maintaining dosage of 1 kg/t. The results are shown in Table 3. The results indicated that SOKEM 565C was more selective in flotation of siliceous gangue. Incidentally obtained similar results with SOKEM 565C in case of reverse flotation of low grade limestone to get cement grade concentrate was obtained by Rao et.al (2009), Vijayakumar et.al. (2009) and Rachappa Kadli et.al (2015).

to be optimum. Shandilya and Jha (2012) while working in ACC Madukkarai flotation plant opined that 20-24% S was found optimum for maximum selectivity, total carbonate recovery and productivity.

Table 4. Effect of %S on inverse flotation.

Conditions; MOG D₈₀ 400 microns, pH 8, SOKEM 565C dosage 0.4kg/t, % S 19/33/47

Stage	Cell	Rpm	Reagent	Dosage kg/t	CT min	FT min
RF	250	1200	SOKEM 565C	0.4	2	4

%S	Product	Wt%	Acid insoluble%	
			Assay	Distn
19	Float reject	32.8	41.30	75.2
	Non float concentrate	67.2	6.60	24.8
	Head Cal	100.0	18.10	100.0
33	Float reject	26.4	40.68	40.7
	Non float concentrate	73.6	10.00	59.3
	Head Cal	100.0	18.10	100.0
47	Float reject	20.0	24.06	25.9
	Non float concentrate	80.0	17.18	74.1
	Head Cal	100.0	18.55	100.0

Effect of pulp density on flotation: Flotation tests were conducted varying% of solids from 20/47. Increase in% of solids though increases yield, but reduces selectivity. Tests were conducted by varying pulp density 19/33/47% S. The results are given in Table-4. Incidentally similar results were obtained by Rao et.al(2009) by working on flotation of low grade limestone samples of Andrapradesh. This may be attributed to better dispersion of air bubbles in the pulp and better dropping of entrapped silica in the froth. But to obtain low silica metallurgical grade concentrate 20% solids seems

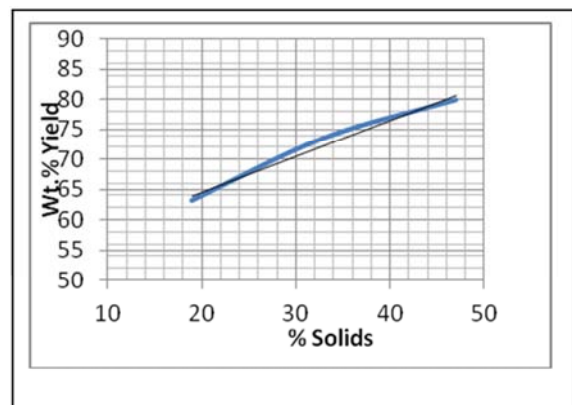


Fig. 4[a]. Effect of %Solids on Wt.% yield.

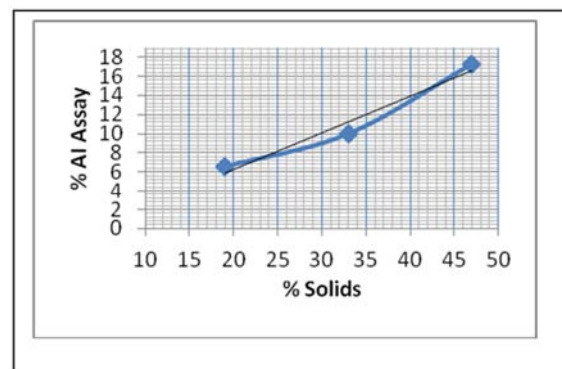


Fig. 4[b]. Effect of %Solids on % AI assay.

Collector dosage variation: Tests were conducted at D₈₀ size of 400 microns by varying collector SOKEM 565C dosage from 0.4 to 1.2 kg/t. The results are shown in Table 5. Result indicated that the increase in collector dosage

decreased Wt% yield and % AI grade (except at 1.2kg/t dosage) with a best result at 1.0 kg/t. Rao et. al (2009) obtained optimum results at 0.6kg/t SOKEM 565C for cement grade concentrate. Rachappa Kadli et. al. (2015) produced metallurgical grade concentrate with 1.0 kg/t SOKEM 565 C. Hence, to produce cement grade concentrate 0.4 kg/t of collector is sufficient to float less gangue while to produce metallurgical grade concentrate with low silica 1.0 kg/t of collector may be required to remove siliceous gangue which is logical.

Table 5. Effect of collector SOKEM 565 C Dosage variation.

Conditions; Mesh of grind 5', D_{80} 400microns, Flotation pH 8, and % S 19

Stage	Cell	Rpm	Reagent	Dosage kg/t	CT min	FTmin
RF	250	1200	SOKEM 565C	0.4/0.6/0.8/1.0/1.2	2	4

Results;

SOKEM 565 C dosage kg/t	Product	Wt%	Acid insoluble%	
			Assay	Distn
0.4 kg/t	Float reject	32.8	41.30	75.2
	Non float	67.2	6.60	24.8
	Head Cal	100.0	18.00	100.0
0.6 kg/t	Float reject	47.2	35.00	92.1
	Non float	52.8	2.70	7.9
	Head Cal	100.0	17.90	100.0
0.8kg/t	Float reject	48.8	34.30	92.9
	Non float	51.2	2.50	7.1
	Head Cal	100.0	18.00	100.0
1.0 kg/t	Float reject	50.8	41.60	98.2
	Non float	49.2	0.60	1.8
	Head Cal	100.0	18.96	100.0
1.2kg/t	Float reject	56.8	31.00	98.8
	Non float	43.2	0.90	2.2
	Head Cal	100.0	18.00	100.0

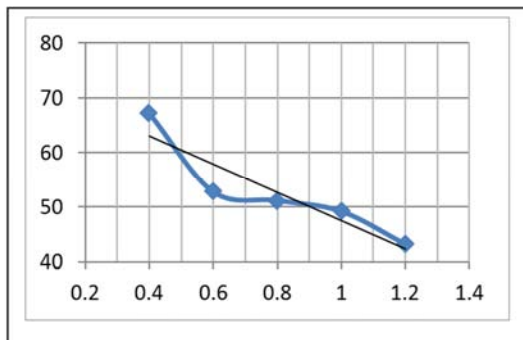


Fig. 5[a]. Effect of SOKEM565Ckg/t on Wt% yield.

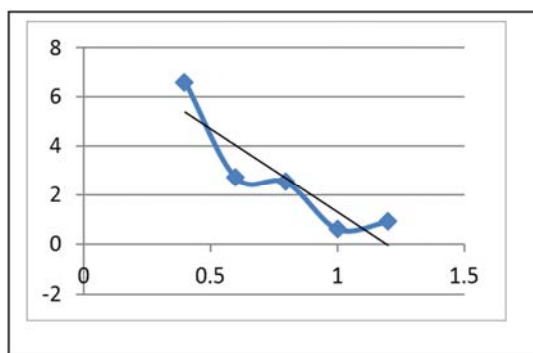


Fig. 5[b]. Effect of SOKEM565Ckg/t on % AI grade.

Final test under optimum conditions: Test under optimum conditions of 20% solids, MOG D_{80} 400 microns, natural pH 8, collector conditioning time of 2 minutes and flotation time of 4 minutes in each stage with 0.4 kg/t SOKEM 565C in I stage and 0.6kg/t SOKEM 565C in II stage for floating the residual silica in I stage non float were conducted. The results are given in Table 6. The I stage flotation with 0.4 kg/t collector produced concentrate assaying 52.00% CaO, 6.6% SiO_2 , 1.17% MgO, 1.7% Fe_2O_3 , 1.0% Al_2O_3 , 37.0% LOI with weight% yield of 67.2, meeting the cement grade specifications. The 2 stage flotation with 1 kg/t collector produced a concentrate assaying 54.64% CaO, 97%TC, 0.6% SiO_2 , 0.7% MgO, 1.4% Fe_2O_3 , 0.7% Al_2O_3 , 41.0% LOI with weight % yield of 55.2 meeting the metallurgical specification.

Table 6. Result of final test under optimum conditions.

Conditions; MOG D_{80} 400 microns, pH 8, SOKEM 565C dosage 1.0kg/t, % S 20

Stage	Cell	Rpm	Reagent	Dosage kg/t	CT min	FT min
RF1	250	1200	SOKEM 565C	0.4	2	4
RF2	250	1200	SOKEM 565C	0.6	2	4

Results;

Product	Wt%	Acid insoluble%	
		Assay	Distn
RF1 reject	32.8	41.38	75.4
RF2 reject	8.0	51.30	22.8
NF2 (Met grade conc)	59.2	0.60	1.8
Head Cal	100.0	18.00	100.0
RF1+RF2 reject	40.8	39.45	98.2
NF2+RF2 Cal (Cem grade conc)	67.2	6.60	24.6

Final test for cement grade concentrate production; The test comprised of grinding the sample to MOG D_{80} 400 microns, desliming/ screening over 400 mesh, rougher conditioning with 0.4kg/t SOKEM565C for 2minutes at 50%S, rougher flotation for 4 minutes at pH 8 and 28%S. The non-float and slimes constituted the final concentrate. The test was carried out to simulate the industrial condition. The results are given in Table 7. The results indicate that a composite of slime and deslimed non float yielded a cement grade assaying 9.51% AI, 90% Total carbonates at wt% yield of 88. The concentrate size was coarse [D_{80} 0.3mm] w.r.t. ACC concentrate [D_{80} 0.2mm]. The float sand fraction assaying 80.30% AI, 18% total carbonates may be used as eco sand. Incidentally, Shandilya (2012) recommended the flotation rejects as ACC eco sand for plastering and concrete works. The above desliming- inverse flotation nil waste process appears to be stable, easily adaptable at site,- producing raw materials for civil construction like ACC Eco sand as an alternative to river sand and cement grade limestone.

Table 7. Result of final test simulating plant conditions.

Conditions; MOG D_{80} 400 microns, wet screening over 400 mesh for removing slimes in -400 mesh fraction, + 400 mesh sand subjected to flotation.

Stage	Cell	Rpm	Reagent	Dosage kg/t	CT		FT	
					%S	min	%S	min
RF	250	1200	SOKEM 565C	0.4	50	2	28	4

Results:

Product	Wt%	Acid insoluble%	
		Assay	Distn
-400 mesh slimes conc.	12.0	12.00	8.0
Non float conc.	76.0	9.12	38.5
Float reject (Eco sand by product)	12.0	80.30	53.5
Head Cal	100.0	18.00	100.0
-400#+RNF Conc (Cem grade) Cal	88.0	9.51	46.5

4. Conclusions

A low grade Limestone from ACC mines, Madukkarai, Coimbatore district, Tamil Nadu, India assaying 43% CaO, 76% TC, 18% SiO₂, 1.3% MgO, 1.30% Fe₂O₃, 2.50% Al₂O₃, 0.33% alkalis and 36.00% LOI yielded a cement grade composite concentrate (non-float and slimes) assaying 9.51% AI, 90% Total carbonates at wt% yield of 88 by a process comprising of grinding to MOG D_{80} 400 microns, desliming/ screening over 400 mesh, rougher conditioning with 0.4kg/t SOKEM565C for 2minutes at 50%S, rougher flotation for 4 minutes at pH 8 and 28%S. The float (-16+400 mesh) sand fraction assaying 80.30% AI, 18% total carbonates may be used as eco sand. The evolved nil waste process is stable, selective, and easily adaptable in the existing anionic soap direct flotation plant at ACC Madukkarai cement works. Alternatively, a premium metallurgical grade concentrate assaying 54.64% CaO, 97%TC, 0.6% AI, 0.7% MgO, 1.4% Fe₂O₃, 0.7% Al₂O₃, 41.0% LOI with weight % yield of 55.2, could be produced at MOG D_{80} 400 microns, 19%Solids with1.0 kg/t of SOKEM 565 C. The low grade siliceous crystalline limestone from Madukkarai is amenable to inverse flotation process. Detailed tests for process confirmation and data generation for conceptual design are recommended.

Acknowledgements

The authors are thankful to M/s ACC Ltd (Madukkarai) and SOCL, Bangalore for arranging the limestone and reagent samples respectively.

References

- [1] IBM, (2013), Indian Mineral Year Book, Limestone, Chapter 32, pp 32.1-32.6.
- [2] Nikkam Suresh, R Venugopal and TC Rao (2002), Analysis of particle size effects in limestone flotation Proc MPT 2002, IISc, Bangalore, pp 332-337.
- [3] TV Vijaykumar, DS Rao,S.Subba Rao, G Bhaskar Raju and S Prabhakar (2003) Beneficiation of a low grade limestone by Flotation,MPT-2003 Panjim, pp-194-207.
- [4] AT Sutone and Amanullah, (2004), Performance Evaluation of Limestone Beneficiation Plant of M/S. Associated Cement Company Limited at Madukkarai Cement Works, Proc MPT 2004, IMMT Bhubaneshwar pp MPT-21.1 -21.4.
- [5] TV Vijaykumar, DS Rao, S Subba Rao, S Prabhakar and G Bhaskar Raju, (2009), Direct and reverse flotation studies on a siliceous limestone, Proc.MPT2009 IMMT Bhubaneshwar, pp MPT 73.1-73.6.
- [6] DS Rao, T. V. Vijaya Kumar, S. Prabhakar and G.Bhaskar Raju, (2009): AT Mineral Processing., vol. 50. pp. 36-47.
- [7] A.Shandilya and LM Jha (2012), Optimization of froth flotation reagents for limestone beneficiation in the cement industry: XXVI IMPC, New Delhi, pp-12.4913-12.4920.
- [8] A. Shandilya (2012), sage of froth flotation reject as sand, XXVI IMPC, New Delhi, pp-675.4922-675.4930.
- [9] Rachappa Kadli, Gajula Suresh Ram, M V Rudramuniyappa and B P Ravi (2014), Beneficiation of Limestone from Bagalkot, Karnataka for Metallurgical Industry, IJERT, 3(3), pp 2095-7.
- [10] Rachappa Kadli, M V Rudramuniyappa, B P Ravi, B Suresh and Balavantappa (2015), Reduction of Silica from Limestone of Bagalkot, Karnataka, Proc. MPT 2014, Andhra University, Vishakapatnam.