



# Health Care Workers' Knowledge, Attitude and Practice Towards Infection Prevention in Dubti Referral Hospital, Dubti, North East Ethiopia

Suoud Jemal<sup>1</sup>, Mulusew Zeleke<sup>2</sup>, Simachew Tezera<sup>3</sup>, Suleyman Hailu<sup>4</sup>, Ahmedzakir Abdosh<sup>5</sup>, Mensur Biya<sup>1</sup>, Seida Abduljelil<sup>1</sup>

<sup>1</sup>Department of Nursing, College of Medical and Health Sciences, Samara University, Samara, Ethiopia

<sup>2</sup>Department of Nursing, College of Medical and Health Sciences, Wollo University, Dessie, Ethiopia

<sup>3</sup>Black Lion Specialized Hospital, Addis Ababa, Ethiopia

<sup>4</sup>Saint Peter Specialized Hospital, Addis Ababa, Ethiopia

<sup>5</sup>Wachamo University Hospital, Hosana, Ethiopia

## Email address:

manjames928@gmail.com (S. Jemal)

## To cite this article:

Suoud Jemal, Mulusew Zeleke, Simachew Tezera, Suleyman Hailu, Ahmedzakir Abdosh, Mensur Biya, Seida Abduljelil. Health Care Workers' Knowledge, Attitude and Practice Towards Infection Prevention in Dubti Referral Hospital, Dubti, North East Ethiopia.

*International Journal of Infectious Diseases and Therapy*. Vol. 3, No. 4, 2018, pp. 66-73. doi: 10.11648/j.ijidt.20180304.11

**Received:** June 1, 2018; **Accepted:** January 11, 2019; **Published:** February 26, 2019

**Abstract:** Background: In the past 20 years, the overall incidence of health care associated infections has increased by 36%. It is estimated that more than 1.4 million people worldwide are suffering from infections acquired in hospitals. Sub Saharan Africa harbors the largest population of people living with infectious disease mainly with HIV/ AIDS including Ethiopia. Methodology: -Institution-based cross sectional study was employed; and data was collected using self-administered questionnaires. Data analysis was carried out manually by using tally and calculator, and descriptive summaries were used to describe the study variables like frequency tables and charts. Result:- 50.55% of health care workers had good knowledge; 69.23% had positive attitude and 48.35% had safe practice of infection prevention. Above half (51.65%) of them had unsafe practice of infection prevention. Conclusion: - Health care workers' knowledge, attitude and practice towards infection prevention in Dubti Referral Hospital were not sufficient, favorable and safe enough to the expected standard. There were gaps regarding infection prevention practice like proper utilization of personal protective equipments.

**Keywords:** Nosocomial Infections, Practice, Hand Washing, Knowledge, Attitude, Infection Prevention

## 1. Introduction

Infection control means minimizing the acquisition and transmission of infectious agents. Attention to infection control practices is important, especially with the emergence of multi-drug resistant organisms [1].

Control of nosocomial infections is important for three main reasons: to prevent spread of infections from patient to health care workers and vice versa; to prevent bacterial resistance and to avoid wastage of financial resources [2, 3]. Transmission of nosocomial infections in hospitals can occur in three ways; patient to patient, patients to health care workers and health care workers to patients [4]. Nosocomial

infections are significant problems throughout the world and are increasing; for example, the rate of nosocomial infections range from as low as 1% in few countries in Europe and America to more than 40% in parts of Asia, Latin America and Sub-Sahara Africa [5].

In the past 20 years, the overall incidence of health care associated infections has increased by 36%; they occur worldwide and affect both developed and developing countries. [6]

It is estimated that more than 1.4 million people worldwide are suffering from infections acquired in hospitals [7].

At least 40 different pathogens are transmitted by sharp instruments and needle stick injuries. According to data from expanded program of immunization Net system, hospital

workers incur approximately 30 needle stick injuries per 100 beds per year an alarming figure by no exaggeration [8]. The greatest risk of infection transmission is associated with percutaneous exposure to blood, followed by exposure of mucous membrane to blood [9, 10].

A study conducted on medical students in Birmingham, England demonstrated that consistent ongoing efforts to educate health care workers can greatly increase awareness of the dangers of percutaneous exposure and ways to avoid it [11].

Education efforts must emphasize solely on needle stick injuries, providing mentoring and competency training to surgeons, residents, nurses, medical students and other staffs, including workers who do not have a role of the OR (Operating Room) but handle supplies and dispose wastes [12, 13]. Without adequate infection prevention practice like proper use of gloves or proper hand washing, health care workers are at higher risk of acquiring infectious diseases, most commonly HBV, HCV and HIV as well as other common bacterial and viral infections [14]. In African setting, Sub Saharan Africa harbors the largest population of people living with infectious disease mainly with HIV/ AIDS [15].

According to a study conducted in acute care Hospitals of Kathmandu, Nepal, 27% of nurses and doctors had received infection control training and only 16% and 0.3% of them achieved maximum scores of knowledge and practice items respectively [16].

Descriptive study conducted in selected government hospitals at Kabul showed that 72.65% reported sharp injuries in the preceding 12 months. Most at risks were gynecologists/obstetricians (96.1%) followed by surgeons (91.1%), nurses (80.2%), dentists (75.9%), midwives (62.0%), technicians (50%), pediatricians (47.5%) [17].

According to a cross sectional study conducted in Anhui, China the rate of non-compliance with glove utilization was 61%, the rate of non-compliance with hand hygiene was 40%, and the rate of non-compliance with both was 67% [10].

According to a study conducted in Abeokuta, Ogun state, Nigeria, about a third (33.3%) of all respondents always recapped used needles. Compliance with non-recapping of used needles was high among trained nurses and worst with doctors. 63.8% of the respondents always used personal protective equipments, and more than half (56.5%) of them had never worn goggles during deliveries and at surgeries [18].

Institution-based cross-sectional study was conducted on knowledge, attitude and practice of health care workers on infection prevention in health institutions in Bahir-Dar city administration. Overall knowledge score of respondents was 84.5%, and about 55.6% had positive attitude and 54.2% of respondents had safe infection prevention practice [19].

A study conducted on the standard precaution practice among health care workers in public health facilities of Mekele special zone, Northern Ethiopia indicates that there is inconsistent practice of standard precautions in the healthcare

settings that increases the likelihood of acquiring nosocomial infections. Of all 483 Health care workers, 207 (42.9%) of them had good practice of standard precautions. Young health care workers had good practice when compared to older ages. The odd of good practice among males is likely to be reduced by 50% than females. The study found that when compared to laboratory technicians, doctors and nurses had 80% and 70% reduced odd of good practice respectively [20].

This study will answer the question “what is the level of knowledge, attitude and practice of HCWs towards infection prevention in Dubti Referral Hospital?”. Answering this question is very crucial because infectious diseases are major challenges for health sectors in developing countries like Ethiopia.

## 2. Methodology

### 2.1. Study Area and Period

The study was conducted in Dubti referral hospital from March to May, 2016. Dubti referral hospital is found in Dubti town, which is located in north eastern Ethiopia, in Afar National Regional state, zone 1, at a distance of 598km from Addis Ababa, and 10 km from Samara, the regional capital. Dubti hospital is the referral hospital of afar region. Currently there are a total of more than 400 workers who are actively working in the hospital. The workers are composed of nurses, laboratory technicians, pharmacists, physicians, midwives and others. Among these, 109 are health care workers.

### 2.2. Design

Institution-based descriptive cross sectional study was employed to assess knowledge, attitude and practice towards infection prevention in Dubti referral Hospital

### 2.3. Source Population

All health care workers in Dubti referral hospital.

### 2.4. Eligibility Criteria

#### 2.4.1. Inclusion Criteria

All health care workers in Dubti referral hospital who were in direct care of patients and available during data collection were included.

#### 2.4.2. Exclusion Criteria

Health care workers who were not interested to participate in the study in Dubti referral hospital.

### 2.5. Sample Size Determination and Sampling Technique

The sample size was determined by using single population proportion formula as:-

$$n = \frac{Z^2 p(1-p)}{d^2}$$

Where n=single population sample size

Z=confidence level (1.96)

P=prevalence of KAP of Health care workers (0.69) from a survey done in black lion hospital in 2010/2011

d=degree of error (0.05)

$$n = \frac{(1.96)^2 0.69(0.31)}{(0.05)^2} = 329$$

Since the study population is less than 10,000, correction formula was used and final sample size was founded as

$$nf = no / (1 + no/N)$$

$nf = 329 / (1 + \frac{329}{109}) = 82$ ; Then non-response rate of 10% was added

$$nf = 90.2 \approx 91$$

Thus, 91 Health care workers were study subjects.

## 2.6. Operational Definitions

Knowledge-is clear awareness and understanding of healthcare workers on infection prevention activities when caring for patients.

Good knowledge: - Earning a score above 75% on the Knowledge questions.

Fair knowledge:- Earning a score 50-75% on the knowledge questions

Poor knowledge: - Earning a score below 50% on the knowledge questions.

Attitude-is s personal view of health care workers on infection prevention activities when caring for patients.

Positive attitude: study participants who responded 60% and above to the attitude questions were said to have positive attitude.

Negative attitude: study participants who responded below 60% to the attitude questions were said to have negative attitude.

Practice-is an act/skill of health care workers on infection prevention activities when caring for patients.

Safe practice: study participants who responded to the practice questions  $\geq 50\%$  in line with observation were said to have safe practice.

Unsafe practice: study participants who responded to the practice questions  $< 50\%$  in line with observation were said to have unsafe practice.

## 2.7. Data Collection Tools and Method

Structured self-administered questionnaires prepared in English were used to collect data. The questionnaires included questions of knowledge, attitude and practice towards infection prevention and socio-demographic characteristics of respondents. Then the collected data was checked for completeness and accuracy.

## 2.8. Data Processing and Analysis

After data collection, each questionnaire collected was checked for completeness, missed values and unlikely responses. Data analysis was carried out manually by using tally and calculator, and the result was presented by using frequency tables and charts.

## 2.9. Data Quality Control

Before the actual data collection a pre-test was done on 5% of the sample size on Health care workers in Aysayta hospital and necessary correction was done after the pretest and prior to the actual data collection. The data was checked for its completeness, accuracy and missed information at each point.

## 2.10. Ethical Consideration

Before the actual data collection, permission was asked from DRH administrators. Once obtained the necessary permission, the purpose of the study was explained to the study participants. In order to secure these ethical issues of trust and confidentiality, they were asked not to disclose their names during filling the questionnaires.

# 3. Results

## 3.1. Socio-Demographic Characteristics

Out of 91 health care workers, 51 (56.04%) were males; 59 (64.83%) were single; 45 (49.45%) were Orthodox Christians and 41 (45.05%) were in the age of 21-25. Majority, 41 (45.05%) were nurses and 44 (48.35%) were diploma.

**Table 1.** Socio-demographic characteristics of health care workers in Dubti referral Hospital.

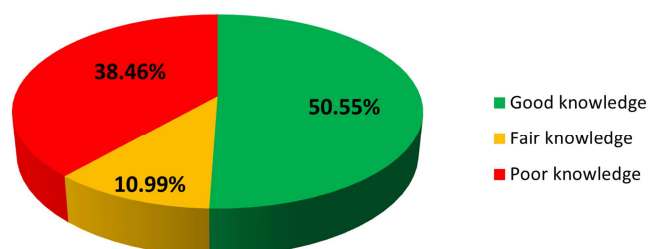
S. N	Variable	Characteristics	Frequency	Percent (%)
1	Age	<21	8	8.79
		21-25	41	45.05
		26-30	29	31.86
		31-35	5	5.49
		>35	8	8.79
2	Sex	Male	51	56.04
		Female	40	43.96
3	Marital status	Single	61	67.03
		Married	28	30.77
		Divorced	2	2.20
4	Religion	Muslim	41	43.95
		Orthodox	46	49.45
		Protestant	4	4.40
5	Profession	Physicians	12	13.2
		Pharmacists	10	11.00
		Lab. Technicians	2	2.20
		Nurses	41	45.05

S. N	Variable	Characteristics	Frequency	Percent (%)
6	Educational status	Midwives	14	15.38
		Health Officers	7	7.70
		Anesthetists	3	3.30
		X-ray	2	2.20
		Degree	41	45.05
		Diploma	50	54.95

### 3.2. Knowledge of Health Care Workers Towards Infection Prevention

Knowledge about infection prevention was assessed by using 12 questions. Respondents who answered less than 6 (<50%) were considered as having poor knowledge, those who answered 6-9 (50-75%) were considered as having fair knowledge whereas those who answered above 9 (>75%) were considered as having good knowledge about infection prevention. Knowledge scores for each individual were calculated and summed up to give the total knowledge score. Out of 91 participants, 46 (50.55%) had good knowledge, 10 (10.99%) fair knowledge and 35 (38.46%) had poor knowledge about infection prevention. Majority, 83 (91.21%)

knew that HIV has post-exposure prophylaxis; but 67 (73.63%) of Health care workers didn't know disposing of sharp material and left over specimens together don't minimize contamination.



**Figure 1.** Level of knowledge of Health care workers towards infection prevention in Dubti referral hospital.

**Table 2.** Knowledge of Health care workers towards infection prevention in Dubti referral hospital.

Knowledge question	Response	Frequency	Percent
disinfection prevents Hospital associated infections	Yes	77	84.62
	No	4	4.40
	I don't know	10	10.99
Antiseptic prevents Hospital associated infections	Yes	80	87.91
	No	8	8.79
	I don't know	3	3.30
Chemical sterilization technique can be used for every equipment	Yes	53	58.24
	No	27	29.67
	I don't know	11	12.09
Physical sterilization technique can be used for every equipment	Yes	53	58.24
	No	24	26.37
	I don't know	14	15.38
All micro organisms including spores are distracted by autoclaving	Yes	71	78.02
	No	10	10.99
	I don't know	10	10.99
Berekina is effective in stock form	Yes	77	84.62
	No	6	6.59
	I don't know	8	8.79
Every equipment needs decontamination before sterilization	Yes	81	89.01
	No	10	10.99
	Yes	71	78.02
Personal Protective devices minimize Hospital associated infections	No	12	13.19
	I don't know	8	8.79
	Yes	67	73.63
Disposing of sharp material and left over specimens together minimize contamination	No	22	24.18
	I don't know	2	2.20
	Yes	81	89.01
Proper handling of working equipment decreases risk of Hospital associated infections	No	10	10.99
	Yes	83	91.21
	No	8	8.79
there is post-exposure prophylaxis for HIV	Yes	16	17.58
	No	75	82.42

### 3.3. Attitude of Health Care Workers Towards Infection Prevention

Attitude about infection prevention was assessed by using 10 questions. Respondents who answered less than 6 (<60%) were considered as having negative attitude whereas those who answered 6 and above ( $\geq 60\%$ ) were considered as having positive attitude about infection prevention. Attitude

scores for each individual were calculated and summed up to give the total attitude score. Out of 91 participants, 63 (69.23%) had positive attitude whereas 26 (30.77%) had negative attitude about infection prevention. Majority, 65 (71.43), of the study participants did not consider that all health care workers, patients and the community are at risk of infection from their health facility wastes.

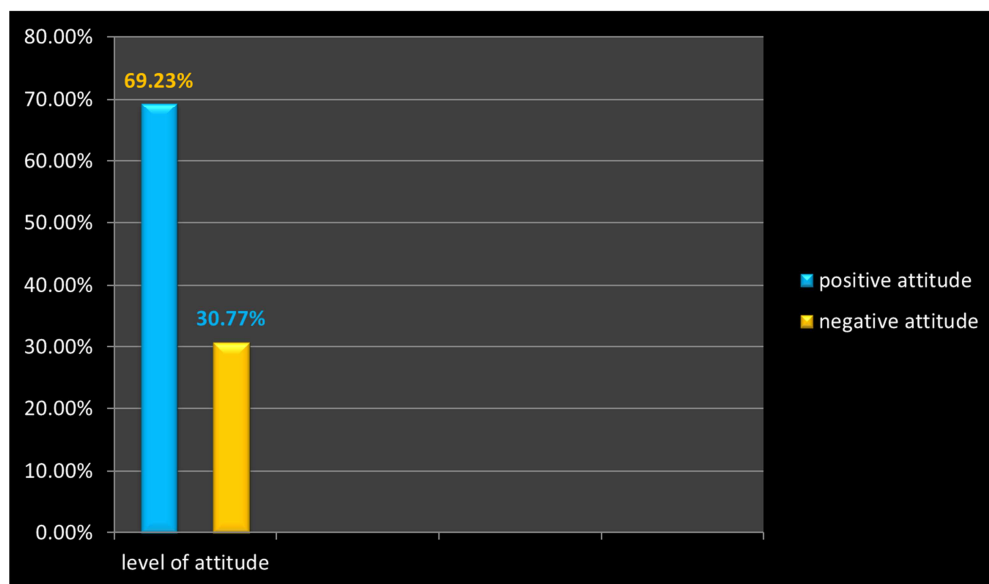


Figure 2. Level of attitude of Health care workers towards infection prevention in Dubti referral hospital.

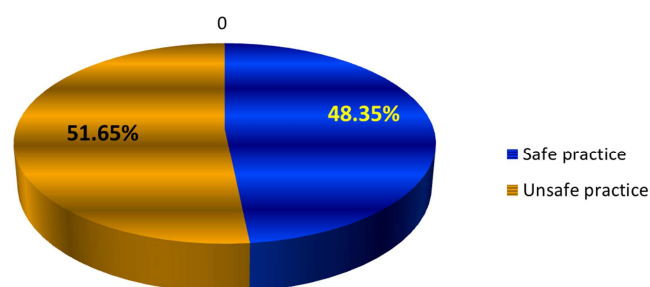
Table 3. Attitude of health care workers towards infection prevention in Dubti referral hospital.

Attitudes questions	Response	Frequency	Relative frequency
Wearing gloves, mask and protective eyewear are used to controls Hospital associated infections	Agree	85	93.41
	Disagree	4	4.40
	I do not know	2	2.20
following standard precautions reduces the risk of infection	Agree	89	97.80
	Disagree	2	2.20
Following infection prevention guidelines for professional practice reduces the risk of infection	Agree	83	91.21
	Disagree	2	2.20
	I don't know	6	6.59
	Health care workers only	33	36.26
Who could you think at risk of infection from your health facility waste	clients/patients only	12	13.19
	The community	20	21.98
	All	26	28.57
	For HIV patients	2	2.20
When do you think standard precaution should be observed	In the operation	4	4.40
	At all time, for all patients	85	93.41
	Agree	53	58.24
In the absence of standard precaution, health care facilities can be the source of infection and epidemic disease	Disagree	34	37.36
	I do not know	4	4.40
	Agree	87	95.60
Use of gloves for all patient care is a useful strategy for reducing risk of transmission of organisms	Disagree	4	4.40
	Lack of facility	18	19.78
	Shortage of time	12	13.19
What do you think the reason for poor adherence to standard precaution	Lack of awareness	9	9.89
	All	40	43.96
	I do not know	12	13.19
	Yes	55	60.44
Do you think needles should be recapped	No	32	35.16
	I do not know	4	4.40
	Agree	73	80.22
Glove use for all patient care contacts is a useful strategy for reducing risk of transmission of organisms	Disagree	12	13.19
	I don't know	6	6.59

### 3.4. Practice of Health Care Workers Towards Infection Prevention

Practice of infection prevention was assessed by using 16 questions in line with observation. Respondents who answered less than 8 (<50%) in line with observation were considered as having unsafe practice whereas those who answered 8 and above ( $\geq 50\%$ ) in line with observation were considered as having safe practice of infection prevention. practice scores for each individual were calculated and summed up to give the total practice score. Out of 91 participants, 44 (48.35%) had safe practice whereas 46 (51.65%) had unsafe practice of infection prevention. Only 34 (37.36%) of the study participants always wash their hands. Less than half (48.35%) always dispose sharp materials in a safety box. 57 (62.62%) of them had never given health education for patients about hospital associated

infections. 33 (36.26%) encountered Needle Stick Injuries. 69 (75.82%) of them recapped used needle before disposing.



**Figure 3.** Level of practice of Health care workers towards infection prevention in Dubti referral hospital.

**Table 4.** Practice of respondents towards infection prevention in Dubti referral hospital.

Variables	Response	Frequency	Relative frequency
Wash hands with soap and water before and after patient care	Always	34	37.36
	Sometimes	47	51.65
	Never	10	10.99
Wash hands immediately when encountered unwanted contact with blood, fluids or contaminated items	Always	87	95.60
	Sometimes	4	4.40
	Never	0	0.00
Dispose sharp materials in a safety box	Always	44	48.35
	Sometimes	32	35.16
	Never	15	16.48
Wear goggles to protect the eye during procedures that generate spray of blood or body fluids	Always	35	38.46
	Sometimes	36	39.56
	Never	20	21.98
wear mask to protect nose and mouse	Always	5	5.49
	Sometimes	36	39.56
	Never	50	54.95
Recap used needle before disposing	Always	61	67.03
	Sometimes	8	8.79
	Never	22	24.18
Put on protective devices during collection and transportation of hospital waste	Always	79	86.81
	Sometimes	8	8.79
	Never	4	4.40
Wear gown properly for every procedure	Always	83	91.21
	Sometimes	9	9.89
Give health education for patient about Hospital Associated Infections	Sometimes	34	37.36
	Never	57	62.64
	Always	12	13.19
Use black and yellow containers properly	Sometimes	41	45.05
	Never	38	41.76
	Always	17	18.68
Eat or drink in working area	Sometimes	14	15.38
	Never	60	65.93
	Always	17	18.68
Encountered needle stick injuries	Yes	33	36.26
	No	58	63.74
Frequency of availability of containers where needles or other sharps are used	Always	75	82.42
	Sometimes	16	17.58
Those containers emptied or disposed of when they are three quarters full	Always	53	58.24
	Sometimes	38	41.76
	Never	0	0.00
Frequency that needles bent or broken prior to disposal	Sometimes	69	75.82
	Never	22	24.18
	Always	0	0.00
Double gloves worn during surgery in deep body cavities or other procedure in which glove rips or punctures are likely	Always	48	52.75
	Sometime	18	19.78
	Never	25	27.47

## 4. Discussion

This study assessed important information regarding knowledge, attitude and practice of health care workers about infection prevention in Dubti referral hospital. About half (50.55%) of the health care workers had good knowledge regarding infection prevention. This finding was relatively higher than the study finding in North Wollo (44.4%) [21]. This difference might be due to time gap; infection prevention training has been given for health care workers now than the previous time. However this finding was lower than the study finding in Zambia, Lusaka (62.9%). [22]. Possible justification could be due to time gap, socio economic difference, and high turnover of staffs. 83 (91.2%) of the health care workers knew the presence of post exposure prophylaxis for HIV after exposure. This finding was much better than the result of North Wollo which indicated 31.3% of the participants consider the presence of post-exposure prophylaxis. [21]

According to this study, 89.01% of health care workers knew that every equipment needs decontamination. This was approximately equal to the study conducted in Debreworkos referral hospital which was 89.55%. In this study 84.62% of health care workers knew that disinfection prevents Hospital associated infections and 87.91% knew that antiseptic prevents hospital associated infections. This was relatively lower than the result obtained from the study conducted in Debreworkos referral hospital which was 94% and 97.76% respectively. The study showed that 78.02% of study participants knew protective devices minimize hospital associated infections and 73.63% knew that disposing of sharp materials and left over specimens don't minimize contamination. But the study conducted in Debreworkos referral hospital shows 90.3% and 52.98% respectively. [23]

Positive attitude about infection prevention is pillar to prevent cross infections. More than half of the respondents (69.23%) had positive attitude about infection prevention. This finding was lower than the study finding in Maldives Indian tertiary hospital in which the reported level of attitude was 97%. [23]. This difference might be attributed by the differences in academic background of the study respondents; because this study included various health care professionals, but the study in India included only physicians and professional nurses.

Of 91 health care works, 37.36% respondents always wash their hands before and after patient care. This was much lower than the previous studies done in Mizan-Aman General Hospital and North Wollo that showed 68.7% and 74.1% of health care workers wash their hands before examining patients respectively [21, 25]. But comparative to the study conducted in Anhui, china which was 40%. [26]. According to this study, 48.35% of the health care workers dispose sharp materials in safety box; this was lower than the previous study done in Mizan-Aman General Hospital in which 79.2% used safety box to collect needle and sharp materials. [25]. This was an indicative of

improvement on supply of safety box to collect sharp materials in health care facilities.

This study showed 38.46% of health care workers always wear goggles to protect the eye during procedure that generates spray of blood or body fluids. This was higher when compared to the study conducted in Debreworkos referral hospital which was 28.35%. [23]

Of 91 health care workers, 61 (67.03%) always recap used needles prior to disposal. This was more than twice that of the result of the study conducted in Abeokuta Nigeria which was 26.32%. (18). 36.26% of health care workers ever had needle stick injury. This was lower than that of Mizan-Aman General Hospital which showed 29.6% of health care workers ever had needle stick injury; but lower than that of North Wollo which showed needle stick injury of 53.0% and south Ethiopia which had needle stick injury of 32.4%. [22]. This difference could be the result carelessness of health care workers.

## 5. Conclusion

Majority of health care workers' knowledge, attitude and practices towards infection prevention in Dubti referral Hospital were not sufficient to the expected standard. Although the Health care workers responded most of practice questions, they had unsafe practice when observed. There were gaps regarding infection prevention practice like washing hands, following standard precautions, disposing garbage etc. Health care workers were not properly handling, and disposing used needles/sharp materials in the study area; and did not consistently use personal protective devices. The risk of health institution acquired infection was high.

## 6. Recommendation

Provision of training and educating health care workers, and educating patients and their attendants about infection prevention are recommended.

## References

- [1] Suzanne, C. S., Brenda, G. B., Janice, L. H., Kerry, H. C. Brunner & Suddarth's textbook of medical-surgical nursing. Wolters Kluwer Health / Lippincott Williams & Wilkins. Philadelphia: 1 (2); 2010.
- [2] Beltram E. Metal. Risk and management of blood borne infections in health workers. *Clinical microbiology review*; 2003, 13:385-407.
- [3] Nakiobas, Havward A. The effectiveness of interventions aimed at increasing hand washing in health care workers. A systematic review. *Journal of hospital infection*; 2001, 47:173-80.
- [4] Ayyat AA Sayed HA, Abouhad AM. Knowledge, attitude and practice study among staff and student nurses about infection control in Theodor Bilharz hospital J Egypt soc parasitol. Aug 2000; 30 (2): 511 - 22.

- [5] Mayer D. et al. Infection prevention guidelines for health care facilities with limited resources: COCT guidelines; 2006.
- [6] World Health Organization. Collaborating center for patient safety solution 2007, volume 1 (9).
- [7] Nelson's, Partica W. Patient safety climate: variation in perceptions by infection preventionist and quality directors; 2011 volume 2001.
- [8] Federal Ministry of Health. Infection prevention and patient safety reference manual for health providers and managers in health care facilities 2010 p (92-93).
- [9] MMWR mortal weekly. Recommendations for prevention of HIV transmission in health care settings MMWR mortal weekly report 1987;36 suppl 2: 115-185.
- [10] MMWR mortal weekly. Updated universal precautions for prevention of HIV, HBV and other blood borne pathogens in health care settings MMWR mortal weekly report 1988;377.
- [11] Eliot Sk, keton A. medical students' knowledge of sharps injuries J hosp infects. 2005; 60: 374-77.
- [12] Bakaicenf. A, wardsAlbo D, et al. Epidemiology of exposure to blood borne pathogens on surgical service. Amg-surg; 2006, 192: 8-21.
- [13] Chen GX, Jenkins EL: potential work-related exposures to blood borne pathogens by industry and occupational in the United States part II: a telephone interview study, Am J Ind med 2007;50:185-292.
- [14] Dr. Alemayehu Seifu. Infection prevention guidelines for health care facilities in Ethiopia.
- [15] Eshetu BTW, Legesse B. Knowledge, attitude, practice on infection prevention among health and medical Students. Addis Ababa: Addis Ababa; (2007).
- [16] Paudy, pryamvada, Simkhadapadon. Bruce Julie. Infection control KAP among Nepalese Hcrv. American journal of infection control. 2008, vol (36): No 8:57.
- [17] Ahmed SS, Paul G. occupational injury history and Ups awareness survey in hospital staff in Kabul. BMCinfect Dis; 2010;10:9.
- [18] Sadoh WE, et al. practice of UPs among Health care workers. Jnatlmedassoc may 2006; 98 (5):722-26.
- [19] KelemuaGulilat, Gebeyaw Tiruneh. Assessment of knowledge, attitude and practice of Health care workers on infection prevention in health institutions Bahir Dar city administration. Science Journal of public health. Vol 2, No. 5, 2014, PP, 384-393.
- [20] Azeb G, Abera K, Dejen Y. standard precaution practice among Health care workers in public health facilities of Mekele Special Zone, Northern Ethiopia, 2014.
- [21] Damte M Assessment of knowledge, attitude, practice of health care workers on universal precaution. Ethiopian public Health Association; 2008, 4: 20-7.
- [22] Katowa p, Mukwato, c. m. Ngoma. Compliance with infection prevention guidelines by health care workers. Medical journals of Zamibia. 2007, 35 (3) 7-12.
- [23] Mulualem getie et al. knowledge and practice of infection prevention and its associated factors among health care workers in Debreworkos referral hospital.
- [24] Najeeb N. Knowledge, attitude and practice of standard and transmission based precaution in tertiary and secondary health care setting of Maldives; 2007 ( 41- 46).
- [25] Yakob E, Lamaro T, Henok A (2015) Knowledge, Attitude and Practice towards Infection Control Measures among Mizan-Aman General Hospital Workers, South West Ethiopia. J Community Med Health Educ 5: 370.
- [26] Chen GX, Jenkins EL. Potential work-related exposures to blood borne pathogens by industry and occupation in the United States; part II: a telephone interview study, Am J Ind med. 2007;50:185-292'.